



# Green Ridge Primary Academy RSE Year One and Two Parent Information Session

# Current Curriculum

Majority of the mandatory relationships and sex education teaching falls within the Science Curriculum:

- **In Year 2**, children learn that animals, including humans, have offspring that grow into adults. They should be introduced to the concepts of reproduction and growth, but not how reproduction occurs.
- **In Year 5**, children are taught about the life cycles of humans and animals, including reproduction. They also learn about the changes that happen in humans from birth to old age. This includes learning what happens in puberty.

# Primary *Relationships* Education

“The focus in primary school should be on teaching the fundamental building blocks and characteristics of positive relationships, with particular reference to friendship, family relationships, and relationships with other peers and adults.”

## **Relationships Education, Relationships and Sex Education (RSE) and Health Education**

Statutory guidance for governing bodies,  
proprietors, head teachers, principals, senior  
leadership teams, teachers

- Families and people who care for me
- Caring friendships
- Respectful relationships
- Online relationships
- Being safe



# Primary *Health* education

## **Relationships Education, Relationships and Sex Education (RSE) and Health Education**

Statutory guidance for governing bodies,  
proprietors, head teachers, principals, senior  
leadership teams, teachers

“The focus in primary school should be on teaching the characteristics of good physical health and mental wellbeing. Teachers should be clear that mental wellbeing is a normal part of daily life, in the same way as physical health.”

- Mental wellbeing
- Internet safety and harms
- Physical health and fitness
- Healthy eating
- Drugs, alcohol and tobacco
- Health and prevention
- Basic first aid
- Changing adolescent body

# What about sex education?

“The Relationships Education, RSE, and Health Education (England) Regulations 2019 have made Relationships Education compulsory in all primary schools from September 2019. Sex education is not compulsory in primary schools and content set out in this guidance therefore focuses on Relationships Educations.”

However...



“The Department continues to recommend that all primary schools should have a sex education programme tailored to the age and the physical and emotional maturity of the pupils. It should ensure that both boys and girls are prepared for the changes adolescence brings and – drawing on knowledge of the human life cycle set out in the national curriculum for science – how a baby is conceived and born...Teaching methods need to take account of the developmental differences of children.”

# What is the School's response?



- The Christopher Winter Project has devised a programme of study that includes age-appropriate content from Reception up to Year Six.
- This approach means that children have a gradual introduction to topics across different year groups.
- Each year group would have 3 RSE sessions
- The Reception and KS2 content is all compulsory as part of the National Curriculum

# Reception RSE curriculum – lesson one

Learning Outcome: Understand some areas in which the children can look after themselves e.g. dressing and undressing.

- Children share their morning routines.
- Children sequence different parts of a morning routine.
- They share their bedtime routine.
- Children explore which parts of these routines they can do on their own and which ones they need help with.



# Example of resources used in lesson one



# Reception RSE curriculum – lesson two

Learning Objective: To understand why hygiene is important.

- Recap different routines.
- Children go into detail regarding how they can use different things to keep themselves clean.
- Children learn about washing including the need to wash 'private parts'.
- The children explore the consequences of not washing including bad smells.

# Example of resources used in lesson two





# Reception RSE curriculum – lesson three

Learning Objective: To recognise that all families are different.

- Children share what their own family is like.
- Children are shown that families are different in a range of ways, including step-mums and step-dads.



# Example of resources used in lesson three





# Year One RSE curriculum – lesson one

Learning Intention: Know how to keep clean and look after oneself.

- Children explore different feelings.
- Children learn about morning routines and what they can do on their own and what they need help with.
- Children are shown different objects that they would use to clean themselves with

# Example of resources used in lesson one



# Year One RSE curriculum – lesson two

Learning Intention: To introduce the concept of growing and changing.

- The children will learn that babies become children and children then become adults.
- The children will be able to recognise the difference between boy and girl babies.
- The children will explore their feelings during these sessions.
- The children then learn about growing up.

# Example of resources used in lesson two



- These images would be introduced to the children in an appropriate way, with discussions using vocabulary such as male, female, private parts, penis, vulva and vagina.



# Example of resources used in lesson two







# Year One RSE curriculum – lesson three

Learning Intention: To explore different types of families and who to ask for help.

- The children explore who they can go for help when they are hurt.
- They explore different types of families

# Example of resources used in lesson three



# Year Two RSE curriculum – lesson one

Learning Intention: To understand the differences between boys and girls.

- Children explore the concept of male and female and gender stereotypes.
- Children understand that some people have misconceptions about what boys and girls can do.
- Children describe the differences between male and female babies.



# Example of resources used in lesson one



These images would be introduced to the children in an appropriate way, with discussions using vocabulary such as male, female, private parts, penis, vulva and vagina.



# Year Two RSE curriculum – lesson two

Learning Intention: To understand the differences between males and females.

- The children will describe the differences between male and female animals.
- The children will understand that making a new life needs a male and female.



# Example of resources used in lesson two




# Year Two RSE curriculum – lesson three

Learning Intention: To name the male and female body parts.

- The children will describe the physical difference between males and females.
- The children will use correct terminology to describe the body parts, e.g. penis, testicles, vulva, vagina.



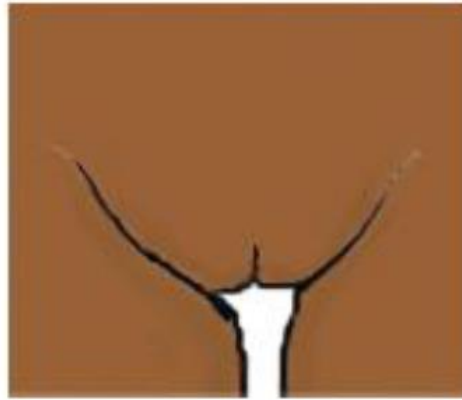
# Example of resources used in lesson three



Eyes



Nose



Vulva



Fingers



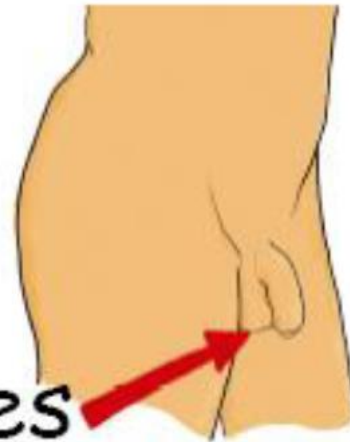
Ears



Penis



Tummy



Testicles



Head



Knees