

A photograph of three young girls in school uniforms jumping rope in a schoolyard. The girl in the foreground is smiling and has her hair flying. Other girls are visible in the background, also jumping rope. A wooden building is in the background under a blue sky.

Meet the Teacher Information Session

Year 6, September 2023

Who's who in Year 6?

- Year 6 will be taught this year by Mrs. Cole, Mr. Arnold and Miss. Thommasen.
- Support staff will include Mr. Meachen, Miss. Crown and Mrs. Humphries.
- PE will be taught by Mrs. Cole or Mr. Arnold on a Wednesday and Mr. Meachen on a Thursday. They will have Miss. Gavin on a Thursday afternoon for RE.
- Aspen class will be taught by Mrs Herring on a Wednesday morning.
- *Please note that these arrangements are subject to change based on other considerations and the needs of the school, e.g. staff absences.*

Specific Teaching Arrangements



Mr. T Arnold
Hawthorn Class
Teacher



Miss. L Thommasen
Hawthorn Class
Teacher



Mrs. D Cole
Aspen Class
Teacher



Mrs. C Humphries
Hawthorn Class
Teaching Assistant



Mr. A Meachen
Aspen Class
Teaching Assistant



Miss. A Crown
Year 6 Teaching
Support

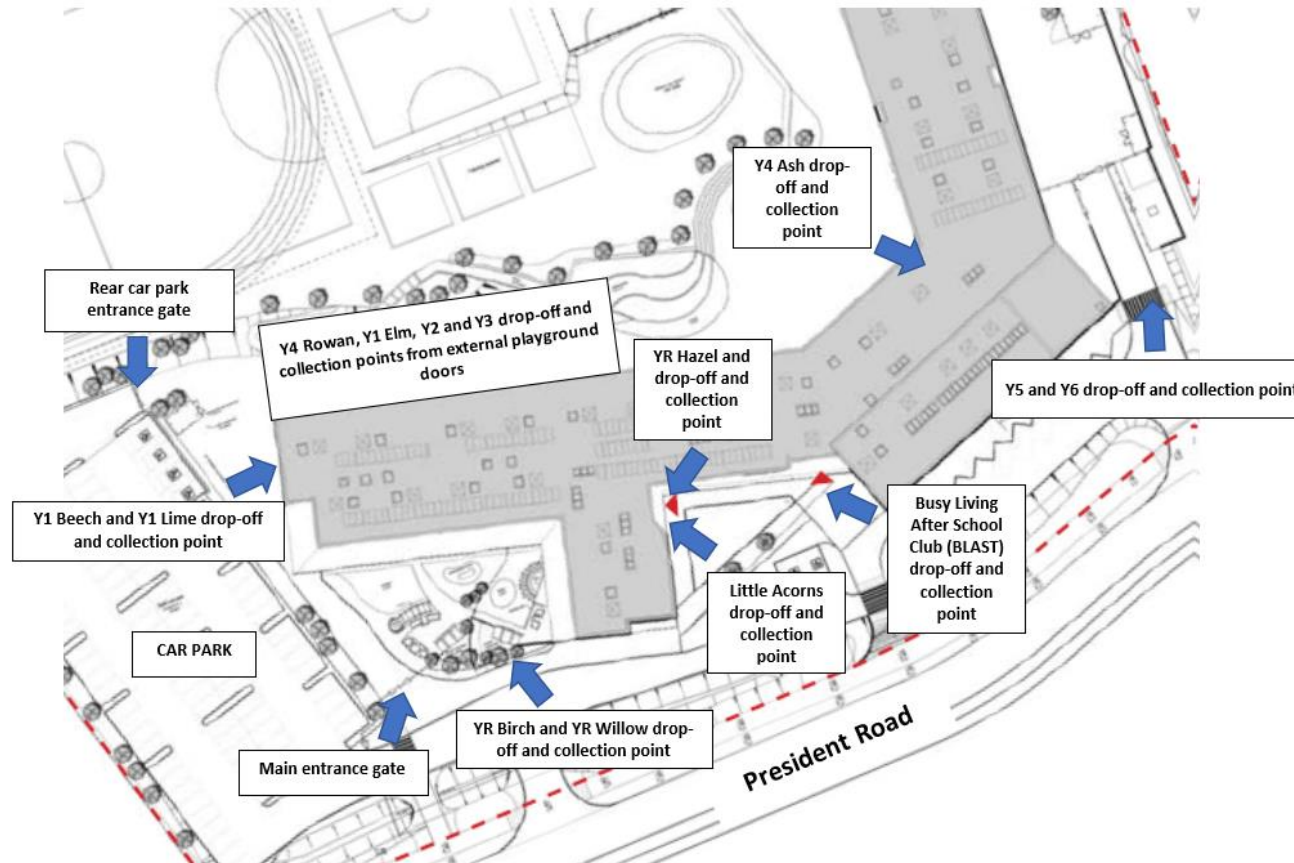
Engagement with the school

- Green Ridge Weekly Round-Up – sent home each Friday via e-mail to all parents/carers
- Book look opportunities for parents/carers to come into class and see how pupils are doing – held each half-term at a designated date published in newsletter at pupil-drop off (between 8.35-9.00am)
[Note: book looks do not take place in the half-term when there is a pupil learning review]
- Twitter posts daily from each class: @GRPAAspen @GRPAAHawthorn and our whole-school page @GreenRidgeR2
- Pupil Learning Reviews – October and February
- Annual Report to parents/carers - July

Typical timetable

Day	8.40-8:55	9.00-9.30	9.30-10.25	10.25-10.45	10.45-11.00	11.00-12.00	12.00-12.30	12.30-1.25	1.25-2.20	2.20-3.05	3.05-3.20pm
Monday	Daily 5 Maths fluency	Reading Skills	English	Whole School Assembly	Break	Maths	SPaG	Lunch followed by ten minutes independent reading	Science	MFL 2:30-3:05	Story RRSA Assembly one afternoon
Tuesday	Daily 5 Maths fluency	Reading Skills (9 – 9.45)	English (9.45 – 10.45)	Break	Maths	Spellings			History/Geography	Computing	
Wednesday	Daily 5 Maths fluency	Reading Skills (9 – 9.45) Library Every other	English (9.45 – 10.45) Library	Break	Maths	Spellings			Art & Design/Design and Technology	PE	
Thursday	Daily 5 Maths fluency	Reading Skills (9 – 9.40)	English (9.40 – 10.30)	Break	UKS2 Phase Assembly	Maths	Arithmetic		PE / RE PPA	PE / RE PPA	
Friday	Daily 5 Maths fluency	Reading Skills	English (9.30 – 10.25)	Break	UKS2 Celebration assembly	Maths	Arithmetic		Science	PSHE 2.00-2:40 Music 2.40 – 3.15	

Site Layout



Start of day routines in Year 6

- Classroom doors open at 8.35am (EYFS/KS1) and 8.40am (KS2). School starts promptly at 8.45am (EYFS/KS1) and 8.50am (KS2).
- Pupils complete morning fluency as part of the maths curriculum between 8.40-8.50am. Where possible, please ensure that your child does not miss this opportunity.
- Doors will close at either 8.45am (EYFS/KS1) or 8.50am (KS2) and this is when the register begins. We are asked that once doors close, they are not re-opened for any late pupils. Late pupils must go via the office to sign-in and give a reason for lateness.
- We ask that you leave children at the door in the mornings and allow children to walk into the classroom by themselves.
- Parents/carers can pass on any quick messages to staff at the door in the mornings. However, if parents/carers do need to speak with your child's teacher about something that is urgent and in private, then please do make an appointment through the main office by telephone or e-mail.
- Children who walk to and from school independently in UKS2 may bring their phones into school. These are kept in a secure location in the classroom. Phones must remain turned off for the whole time they are at school.

End of day routines in Year 6

- The school day finishes at 3.20pm (KS2). Pupils will only be allowed to leave with an adult who is on the school's permission list. Please be patient with us in the first few weeks should we need to check before allowing a pupil to leave, as many new adults in year-groups may not know all faces around the school!
- For pupils who have permission to walk home independently in Year Five/Six, then this will only be allowed where signed parental consent has been given and logged by the school.
- Pupils will be released from the classroom door independently or to a parent as requested.

Things to bring

- PE Kit – this will be sent home each half-term, and will be kept in-school each week, unless you let us know you want it home on a weekly basis.
- Named water bottle
- A small ruck-sack (KS2) – pegs are not very big!
- Please do not let your child bring in any toys or personal belongings unless we have specifically requested! If fidget toys are needed, please limit these to one per day.

Things to bring

Pencil case	<ul style="list-style-type: none"> • Soft material • Small enough to fit flat into an A4 draw in the classroom • <u>Without</u> excessive patterns/features to avoid it becoming a distraction
Pencil/s	<ul style="list-style-type: none"> • HB pencil
Pen/s	<ul style="list-style-type: none"> • A <u>black</u> handwriting pen (e.g. a berol pen) or a fountain/cartridge pens (with <u>black</u> ink cartridges only) • No biros • No roller-ball pens • No gel pens
Colouring pencils	<ul style="list-style-type: none"> • Basic coloured set
Ruler	<ul style="list-style-type: none"> • 30cm ruler that folds away into 15cm length
Rubber	<ul style="list-style-type: none"> • No more than two rubbers
Sharpener	<ul style="list-style-type: none"> • 'Canister' type sharpener which collects pencil shavings in a pot
Green and Blue biro	<ul style="list-style-type: none"> • Any standard green and blue type biro (e.g. Bic or Staedtler) for children's self-editing and corrections

PE/Games

- PE/Games takes place on Wednesday and Thursday.
- Children need their full PE kits in school for the whole-week.
- Children should be prepared to go outside whatever the weather for Games, so please ensure they have a tracksuit/jumper etc. to put on over their normal PE shorts and T-shirt. Trainers are definitely required for this lesson!
- Children cannot wear normal PE kits on their own outside in the winter (due to the weather).
- Children need to have their coloured PE T-shirt with the school logo, black shorts, black jogging bottoms and preferably a black jumper for winter, rather than their school jumper.

School behaviour charter, values and learning superheroes

Use kind words and actions		Listen to one another		Try our best	
Honesty	Friendship	Forgiveness	Responsibility	Gratitude	Respect



Behaviour Policy

- We use the THRIVE approach as core part of our pupils' well-being, behaviour, and development.
- We have adopted the Norfolk Steps therapeutic approach to behaviour. The emphasis on consistency of approach and response, the teaching of internal rather than external discipline.

Pupils will no longer be given a level instead we will follow the following steps...

1. Verbal reminder (a discrete warning that their behaviour is unacceptable)
2. Turnaround time (redirecting the focus. 1:1 chat with teacher or TA to explain direct consequences of their choice).
3. Some children may require Take-up time
4. Time to change (if behaviour persists, children stay in with the teacher and discuss their behaviour and/or complete their task. This time should be used with restorative approaches: Respond, Reflect, Repair, Restore.
5. Children will have a fresh start once a restorative conversation has happened

Behaviour Policy

Rewards and positive reinforcement

- Verbal praise
- Sharing pupils' work with other staff or pupils to celebrate
- Communicating praise to parents via phone call or written correspondence
- Certificates
- Positions of responsibility, such as prefect status or being entrusted with a particular decision or project
- Whole-class or year group rewards, such as a popular activity.
- "Always" child
- Learning dots
- House points

Attendance

At Green Ridge we know that good attendance is the key to successful schooling and we believe our pupils can be amongst the best. Attending school every day will help give your child the best possible start in life.

Did you know?

- 90% attendance is equivalent to missing 100-hour long lessons.
- If you take your child on a two-week holiday in term time, attendance for the year immediately drops to 95%.
- A two-week holiday in term time means your child has approximately 50 hours of missed work to catch up on.
- 90% attendance is equivalent to half a day's absence each week: four weeks over the year and half a year's absence over five years.
- 90% attendance is equivalent to a full month off school in a year.
- Missing just 10 minutes of school a day is the same as missing two weeks over the year.
- You can be fined up to £2,500 if your child misses too much school.

Attendance Ladder

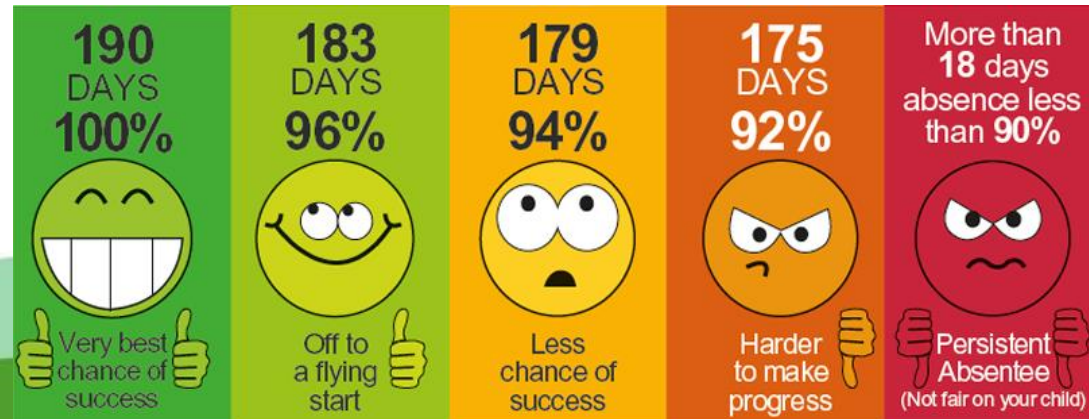
How close are you to reaching the top?



Attendance

How can I help my child attend school regularly?

- Talk to your child about school
- Take a positive interest in your child's work including home learning activities
- Keep in touch with school staff
- Make sure everything is ready for them the evening before or first thing in the morning so there is no worry about missing uniform, home learning and being late.
- Aim for 10 hours sleep a night for your child. This will make the following day at school easier for them to cope with.
- Make sure your child eats breakfast, it helps them stay alert at school.
- Help your child develop routines.
- Develop a night-time routine that involves checking their homework, reading & bed.
- Try and make sure that any medical appointments are booked for outside of school hours where possible.



Learning themes across the year

- Autumn – Lest We Forget

- The main History topic is about World War One. We will look at the main events of the war, the build-up to the war, what life was like for people in Britain and how animals were used in the war.

- Spring – Tomorrow's World


- The main Geography topic is about Volcanoes and Earthquakes. We will look at the formation of these and study maps to find where these are most prevalent.

- Summer – Gods and Mortals

- In this topic we will study both Geography and History and will look at Greece as well as the main features of Ancient Greece – religion and democracy.

Presentation

- There is a focus on presentation across the school, particularly on layout and expectations of what the children produce.
- Children will need to write in black handwriting pens in KS2. We will insist on the highest standards so children take pride in their own work and learning.



Reading expectations- Year 2-Year 6

- The children will be able to choose from the colour banded books based on their fluency level. To ensure that reading at home is an enjoyable experience and supports the children's confidence and fluency, we will ensure your child can read 95% of the words within these books.
- We will no longer use reading records to ask you to record when you have read with your child at home. We know this was an added piece of admin for parents and we would much rather you just enjoy the reading journey with your child at home without the need to record what you have done. When you read with them, please listen with interest and, most importantly, encourage and praise, enthusiastically acknowledging your child's achievement.
- The children will complete reading daily in school and will be heard by adults within their class. Each child will be heard read once a week by an adult during these sessions.

Reading expectations

- In addition, your child will also bring home a Sharing Book, which they will have chosen themselves from the library. This is a book that your child may not be able to read on their own but that you can both read and enjoy together. It will not be a book that has been practised at school. While reading, you can discuss the pictures, predict what might happen next, use different voices and just enjoy the story or new facts if it is a non-fiction book. The main idea of the Sharing Book is to have fun reading and promote a love of books!
- The children will visit the library bi-weekly.

Home learning expectations

Each week (on a Friday), we will set two elements for pupils to complete via Microsoft Teams:

1. A multiple-choice quiz, containing 10 questions linked to a range of topics covered throughout that week.
2. An open-ended/creative task which can either be completed on that digital device or by hand. If it has been completed by hand, we will still encourage pupils to submit their learning via Microsoft Teams by uploading a photo of their completed learning.

In addition to this we expect pupils to read daily and to practice their times tables (up to 12x12 with associated division facts) at least 5 times per week.

How parents/carers can support at home

- Encourage your child to organise themselves each evening in preparation for the morning – is their bag packed, do they know what equipment or work they need to have in it?
- Set aside a regular time for your child to read and practice times tables each day, and to complete homework tasks each week.
- Encourage independence of the above tasks, but do check that these things have been completed.

Trips, visits and enrichment

- FSC Amersham (Geography field studies activities) – Wednesday, 8th November
- Year 6 residential visit to the Isle of Wight – Friday, 30th June – Monday, 3rd July
- 11B411 – Shake up Shakespeare - TBC

Any questions?

