


A young girl with blonde hair in a braid, wearing a green school sweater over a white collared shirt, is sitting at a desk and writing on a piece of paper with an orange pencil. The background is slightly blurred, showing other students and classroom shelves. A semi-transparent green rectangular box is overlaid on the lower half of the image, containing the text.

New to Year One Information Session



Who's who in Year One?

- Lime Class Teacher – Miss Gordon
- Elm Class Teacher – Miss Gornall
- Beech Class Teacher – Miss Dawson
- Support Staff- Miss Fox, Miss Bewick, Miss Bhatti, Mrs Gupta & Mr Needs



Teaching Arrangements

- Lime, Elm and Beech will be taught predominantly by Miss. Gordon, Miss Gornall and Miss. Dawson
 - P.E lessons will be carried out by our Sports coach, Mr. Meachen.
- Tuesday and a Wednesday - Beech and Lime
Monday and Tuesday - Elm
- Mrs Mackie and Ms Gavin will provide additional class cover in Year 1.
 - These arrangements are subject to change based on other considerations and the needs of the school.

Academy Uniform

Which uniform should my child wear in September?

Either Winter or Summer uniform is acceptable until October half term. Winter uniform is worn from October half-term until Easter and summer uniform is worn from Easter until half-term in the autumn term.

Winter Uniform

White shirt & School Tie
(or option to wear white blouse)
Grey trousers
Green V-neck jumper with logo
Grey, White or Black socks
Green academy fleece
(optional – not to replace jumper)
Book bag

White Blouse
(or option to wear white shirt with school tie)
Grey skirt or tunic/pinafore
Green cardigan or jumper with logo
Grey or white socks or grey tights
Outdoor coat
Black sensible shoes (no raised heels, boots or trainers)

Academy Uniform



Summer Uniform

Grey trousers or Grey shorts
White shirt & School Tie
(or option to wear white blouse)
Green V-neck jumper with logo
Green academy fleece
(optional - not to replace jumper)
Grey, White or Black socks
Black sensible shoes (no raised heels,
boots or trainers)

Green check dress (gingham)
White Blouse
(or option to wear white shirt with school tie)
Green cardigan or jumper with logo
Grey skirt
Legionnaire/baseball hat
Book bag



Academy Uniform



PE Kit
House coloured T-shirt
Black shorts (cycling shorts or shadow-type)
Trainers (not plimsols)

No Tapestry- what now?!

- Book looks
- Twitter @GreenRidgeR2 and individual class pages
- Stay and Learn session
- Library sessions



Transition is crucial!

- Initially, Year 1 will resemble Reception.
- Gaps will be identified and learning will be carefully planned to bridge these gaps.
- New statutory PSHE curriculum

Example timetable

Day	8.35-9.00	9.00-9.40	9.40-10.25	10.25-10.40	10.40-10.55	11.00-12.00	12.00-1.00	1.00-1.20pm	1.20-2.15	2.15-3.05	3.05-3.15pm
Monday	Daily 5 Maths fluency	Phonics + Reading	English – Beech + Elm PE – Lime	Whole-school Assembly	Break	Maths	Lunch	Handwriting /Phonics (6 weeks)	Computing (Beech+ Elm) English - Lime	Music	Pack up and story
Tuesday	Daily 5 Maths fluency	Phonics + Reading	English	KS1 Singing assembly		Maths		Reading Skills /Phonics (6 weeks)	PPA – Beech – PE Elm – PHSE Lime - Computing	PPA – Beech – PHSE Elm – PE Lime - PE	
Wednesday	Daily 5 Maths fluency	Phonics + Reading	PE – Beech English – Elm + Lime	Class Assembly		English – Beech PE – Elm Maths - Lime		Reading Skills /Phonics (6 weeks)	Maths (Elm + Beech) Lime PSHE	RE	
Thursday	Daily 5 Maths fluency	Phonics + Reading	English	KS1 assembly		Maths		Reading Skills /Phonics (6 weeks)	Science	Library	
Friday	Daily 5 Maths fluency	Phonics + Reading	English	KS1 Celebration assembly		Maths		Reading Skills /Phonics (6 weeks)	History/Geography	Art & Design/Design and Technology	

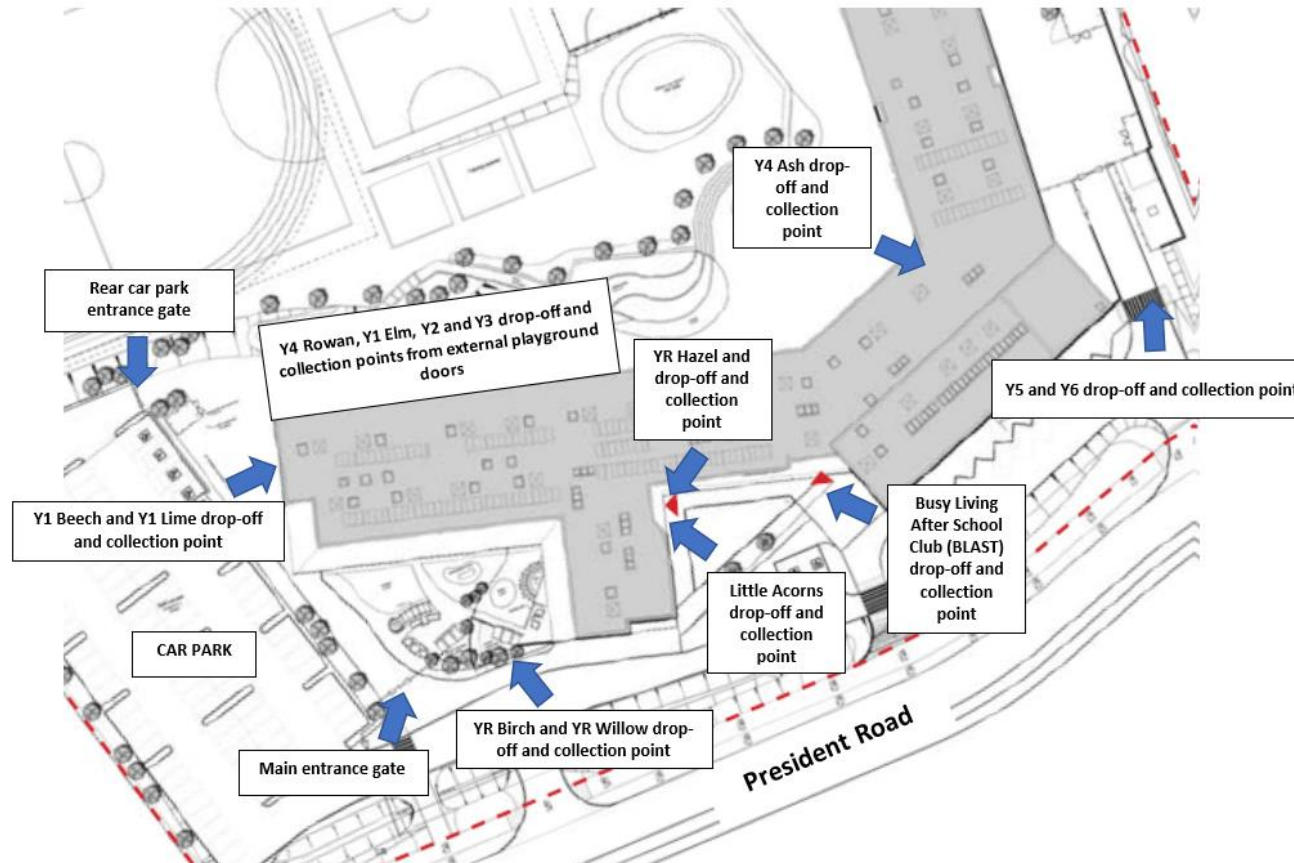
Routines in Year One

- Year 1 doors open at 8.35am, which is when learning commences.
- Morning Fluency is vital for embedding key skills each morning which will take place during the autumn term.
- Where possible, please ensure that your child does not miss this opportunity. Doors close at 8.45am when the register is taken.
- We ask that you leave the children at the door in the mornings and let them walk in by themselves.
- If you need to speak with your child's Teacher about something that can't wait until parents evening, please make an appointment with them through the main office by emailing admin@greenridgeacademy.co.uk or calling the school number – 01296 326320.

Routines in Key Stage One

- At the end of the day (3:15pm for KS1) the children in Beech will be sat in the corridor by the fire doors at the bottom of the corridor. They will be met here by parents.
- Parents/Carers must wait on the playground by the bike sheds.
- When the member of staff has seen a child's adult waiting on the playground then they will be called and allowed to leave.
- Children in Elm will be collected from their classroom door.

Site Layout




What to bring










- Book bag (Reading wallet every day).
- PE Kit – please make sure this is **clearly** labelled.
- Water bottle – please make sure this is **clearly** labelled.
- Appropriate clothing for weather **clearly** labelled.













Please do not let your child bring in toys or personal belongings unless we specifically ask!

Presentation

- There is a focus on presentation across the school, particularly on layout and expectations of what the children produce.
- We are working hard to ensure that the quality of work done in school is reflected in the children's home learning as well, so please support us with this.
- Children will need to write in pencil during Key Stage One, and we will insist on the highest standards so children take pride in their own work and learning.



Reflective Rudy <ul style="list-style-type: none"> Looks back/evaluates Sees different perspectives Grows from experience Stays calm 	
Imaginative Isaac <ul style="list-style-type: none"> Makes predictions using prior knowledge Sees possibilities and opportunities 	
Reasoning Rose <ul style="list-style-type: none"> Explains Considers evidence Takes time Selects best method 	
Experimental Edmond <ul style="list-style-type: none"> Tries different things out to make something work 	
Investigative Iqbal <ul style="list-style-type: none"> Wants to find out a solution or answer Persists in their attempts 	
Working together Warren & Wendy <ul style="list-style-type: none"> Works collaboratively Shares knowledge and understanding Supports others 	
Curious Curtis <ul style="list-style-type: none"> Shows initiative Asks questions Takes risks 	
Courageous Christina <ul style="list-style-type: none"> Has a go even though may not be right Prepared to FAIL (first attempt in learning) Self-belief 	
Resilient Rita <ul style="list-style-type: none"> Persists – keeps going Stays positive Practice makes perfect 	

What are you Thinking? 	Reflecting <ul style="list-style-type: none"> Looks back/evaluates Sees different perspectives Grows from experience Stays calm 	
	Imagination <ul style="list-style-type: none"> Makes predictions using prior knowledge Sees possibilities and opportunities 	
	Reasoning <ul style="list-style-type: none"> Explains Considers evidence Takes time Selects best method 	
What are you Doing? 	Experimenting <ul style="list-style-type: none"> Tries different things out to make something work 	
	Investigating <ul style="list-style-type: none"> Wants to find out a solution or answer Persists in their attempts 	
	Working together <ul style="list-style-type: none"> Works collaboratively Shares knowledge and understanding Supports others 	
What are you Being? 	Curious <ul style="list-style-type: none"> Shows initiative Asks questions Takes risks 	
	Courageous <ul style="list-style-type: none"> Has a go even though may not be right Prepared to FAIL (first attempt in learning) Self-belief 	
	Resilient <ul style="list-style-type: none"> Persists – keeps going Stays positive Practice makes perfect 	

Our Learning Dots

We also give out House Points

Children will continue to receive certificates in celebration assemblies: PAP, Achievement and Progress

PE/Games

- Children need their full PE kits in school. Children should be prepared to go outside whatever the weather for Games, so please ensure they have a tracksuit/jumper etc. to put on over their normal PE shorts and T-shirt. Trainers are definitely required for this lesson!
- Please make sure every item of PE kit/school uniform is **clearly labelled**.
- Ensure they have tracksuit bottoms/jumper for PE in the winter.
- PE kit will be sent home every half term/end of term to wash.

English

- English is taught following the Pie Corbett approach.
- All topics are based on a key text.
 - This is presented in the form of a text map. The children imitate the text by recalling it with actions. The children will then innovate through adapting it orally before writing their own version. It is important that the children can say their sentences before they write them.
- We also cover poetry units and have free writes for children.
- Reading books will be changed once a week.
- We will visit the Library fortnightly.

English

Reading

- We expect all pupils to read daily for up to 10 minutes outside of school, to an adult for younger children, or independently as the children develop into fluent readers.
- There will be daily reading skills sessions where the children will refine their reading skills.
- Staff will listen to the children read individually once every week.

English

How you can support at home

- Read daily with your children and ask them questions about their books
- Promote strength in hand grip through activities such as manipulating playdough or cutting which will support pencil grip
- Encourage writing in different styles for example by keeping a diary or writing postcards

Maths

- Autumn term: Numbers, Geometry, Place Value
- Spring term: Measures, Numbers, Counting 2s, 5s and 10s
- Summer term: Multiplication, Division, Time, Fractions

How you can support at home

- Practise number bonds to 10 through songs and games
- Practise counting in 2's, 5's and 10's
- Count objects in different environments and talk about the language of adding / more or taking away / less
- Go on regular shape hunts and encourage the children to describe what they notice about them

Theme/Topic

- Autumn- Toys and Transport
- Spring- Jaws, Paws and Claws
- Summer- I do Like to be Beside the Seaside



Trips

- Autumn: Visit to St Alban's Cathedral
- Spring: 11B411 – Horse riding
- Summer: The Seaside trip to Southsea and Aquarium.

Subject to change.



Any questions?

