



# Little Acorns Parent Induction Session

Starting Little Acorns Nursery in September 2023

# What's in your pack?

1. Admissions Form/ Data Collection Sheet
2. EYPP Application Form
3. Little Ridges Parent Handbook
4. Consent Letter
5. Collecting your child permission form
6. Acorns 3 year old Agreement
7. Acorns 30 hour funding
8. Little Acorns Curriculum Overview 2023/2024
9. Starting Nursery Profile
10. School Milk Letter
11. The Road to School
12. Green Ridge Travel Leaflet
13. Evaluation Form



# The Little Acorns Team



Mrs Nikki Mackie  
Head of Learning for Early Years



Miss Catherine Jones  
Little Acorns Teacher



Miss Katy Gaiger  
Little Berries Room Lead



Miss Vicki Gardiner  
Director of Inclusion  
SENCo  
Mental Health Leader

# Little Ridges Uniform and Site Map



# Little Ridges Uniform

Green sweatshirt jumper with logo (available from Bucks School Wear Plus)

Green t-shirt with logo (available from Bucks School Wear Plus)

Children can wear the rest of their outfit of their choosing, with clothing which is comfy and flexible enough, such as jogging bottoms, leggings, shorts etc.

Please be aware that these may get dirty and should be easily washable!

Green academy fleece (available from Bucks School Wear Plus)  
(optional – not to replace jumper)

Outdoor coat

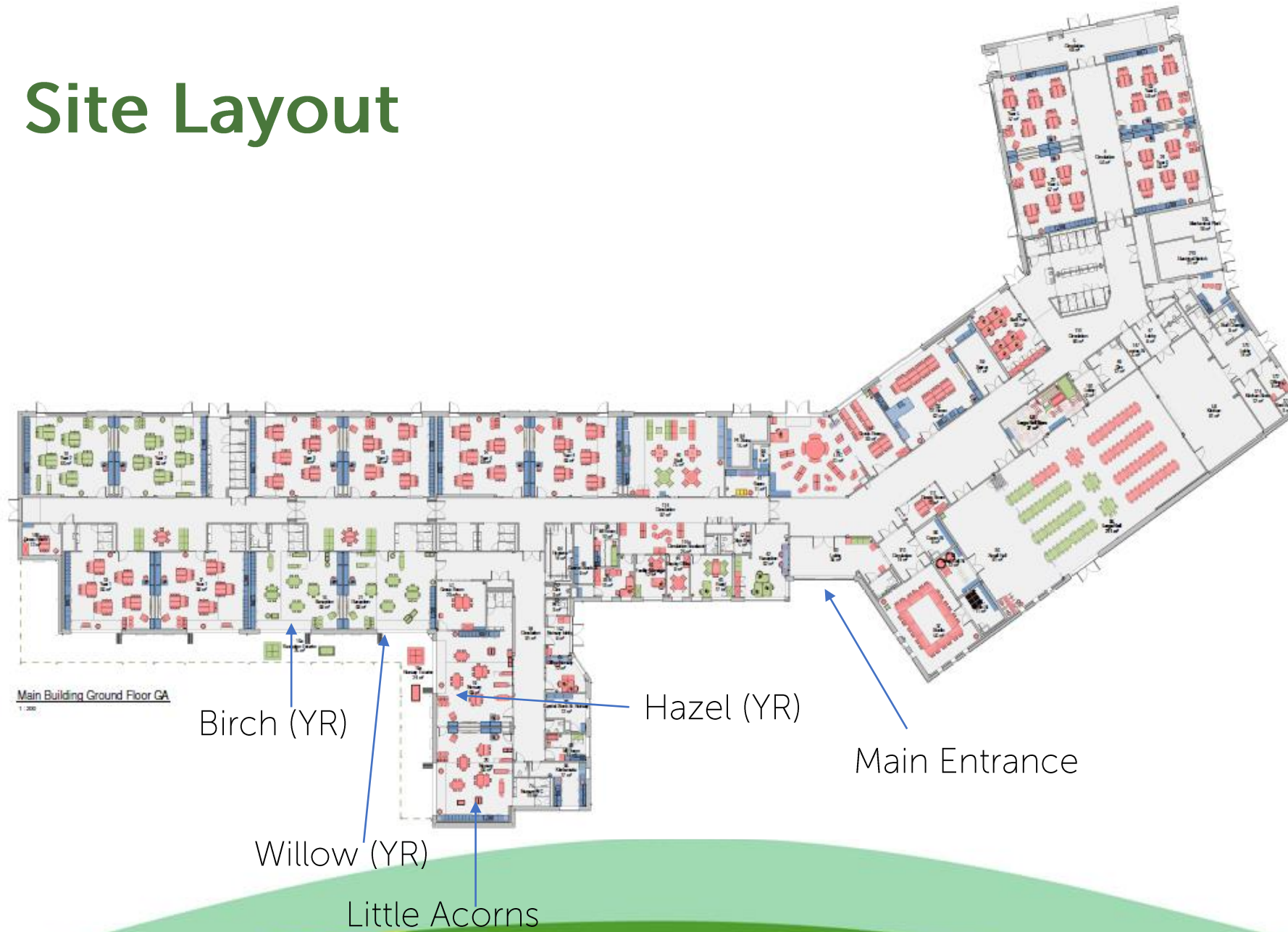
(This can be of own choosing or from Bucks School Wear Plus)

Book bag (available from Bucks School Wear Plus)

Safe and appropriate footwear for running about/climbing  
(e.g. no flip-flops or sandals or laces)



# Site Layout







# Transition Process

# How will transition happen this year?

- Home visits –Thursday the 13<sup>th</sup> of July– for families new to Green Ridge.
- The stay and play sessions will be held at the start of term in September in two groups, this will be communicated before September.
- We will finalise Lead Learner groups after the first full week, once the children have settled.
- It is very important to us that your child is happy and settled so we will work together with a flexible transition in order to ensure this.
- Above all else please try not to worry about how they will settle in. Getting the children settled will be our absolute priority and we will be here to support you and your child through any worries.



# How will transition happen this year?

- Tapestry - please ensure you have signed the consent form for this and returned to school.
- Tapestry - we will send an activation email, please activate your account and download the app to your phone (*if your child is currently in Little Berries at Green Ridge their account will just carry on into Little Acorns*).
  - We will be using Tapestry as one of our transition tools.
  - We will use it to upload videos of the school, environment, staff and other things so please try to encourage your child to watch the videos so they can get to know us.
  - We would love to see some videos of the children at home uploaded so we can also get to know them.
  - The videos can be of anything; them talking, counting, looking at books, playing with family – they will all help us to get to know the children.
  - We will not be replying individually to anything uploaded so if there are specific questions please email the school on [nursery@greenridgeacademy.co.uk](mailto:nursery@greenridgeacademy.co.uk)

# The first week – settling in

## Week 1 (w/c 4<sup>th</sup> September)

Our aim is to ensure children are as settled and ready for school as possible.

	Group 1	Group 2
Monday, 4 <sup>th</sup> September	9.30am-11.30am	1.00pm-3.00pm
Tuesday, 5 <sup>th</sup> September	1.00pm-3.00pm	9.30am-11.30am
Wednesday, 6 <sup>th</sup> September	Normal hours apply for all children	

\*Monday and Tuesday for children new to Green Ridge **ONLY**





# Home Support Over the Summer

# Over the Summer Holidays

- ✓ Encourage your child to dress and undress building their independence. (Do the same with shoes and wellie boots)
- ✓ If they still need help with toileting, please practise increasing their independence in this area.
- ✓ Share plenty of stories, foster a love of reading. Encourage them to handle books with care.
- ✓ Join a library and start encouraging children to chose books themselves.
- ✓ Encourage your child to hold a knife, fork and spoon and eat as independently as possible.
- ✓ Listen to and sing nursery rhymes.



# Over the Summer Holidays

- ✓ Count - steps, spoonfuls of food, cars, anything that can be counted!
- ✓ Allow your child to use colouring pencils and felt tips to help build their fine motor skills.
- ✓ Develop their fine motor skills further: use of scissors, cutting paper etc, threading with string and pasta.
- ✓ Talk to your child and encourage them to answer in full sentences and with correct pronunciation.
- ✓ Limit screen time
- ✓ If your child uses a dummy please aim to stop using it over Summer as it can affect their speech development.
- ✓ Encourage your child to help tidy up their toys at home - they will be expected to tidy up in nursery!
- ✓ Talk, talk, talk.
- ✓ Establish good behaviour expectations at home.

# The First Few Weeks What to Expect



# What to Expect

- We quickly work towards the children becoming independent and settling them in will be our biggest priority in the first few weeks.
- We use Tapestry a huge amount to share the children's learning as well as messages. It is vital you get Tapestry set up and access it when observations are uploaded - if you need any help in getting this set up then please talk to us.
- Your child will probably be very tired the first few weeks (even if they are used to extended hours in a previous Nursery).

# The Early Years Curriculum

We will be following the Early Years Foundation Stage curriculum. There is a big emphasis on ensuring that the foundations for further learning are developed.

## Prime areas are:

- Personal, Social and Emotional Development
- Communication and Language; and
- Physical Development.

## Specific areas are:

- Literacy
- Mathematics
- Understanding the World; and
- Expressive Arts and Design.

Child Initiated Learning – where children are encouraged to learn through exploration and play. Timetable reflects this with a mix of adult directed and child initiated learning.

*Learning will happen outdoors as well as in. So ensure you child is prepared for any weather – hot or cold!*



# The Early Years Curriculum

## Early Years Curriculum – Little Acorns (N2)

	Autumn 1	Autumn 2	Spring 1	Spring 2	Summer 1	Summer 2
Theme title	Marvellous Me	Helping Hands	Rhymes and Stories	Dinosaur Roar!	Down at the Bottom of the Garden	Down on the Farm
Key questions	What makes me special? Who are my family members? What is important to me? How can I get to know my classmates?	Who helps us? How can we help others? How can we help ourselves? What would we do in an emergency?	What nursery rhymes do we know? What are our favourite stories and why? What new ones can we learn?	What can we learn about dinosaurs? Can we talk to other people about dinosaurs? Can we remember key features of a dinosaur?	What do plants need to grow? What types of minibeasts are there? Where do minibeasts live? How do caterpillars turn into butterflies?	What types of animals do we find on the farm? What is the life cycle of a hen?

# Tapestry

ObservationsWow Moment


Wow Moment

Authorised by Catherine Jones added 20 Mar 2023 02:11 PM  
Approved by Catherine Jones on 20 Mar 2023 02:15 PM

Like

1 Like

Liked by



## Notes

██████ has been playing with a friend this afternoon and using the dinosaurs in the dolls house to narrate a story. She has been moving the furniture around to suit different scenarios and pretending to be different people as her voice changes depending on a character. She then placed all furniture in the attic and as someone tried to close it, ██████ yelled "It's too full" I then asked what full meant and she was able to explain "There's no room". She then began to speak about her own home set up, explaining how she has a bunk bed with her sister but how her sister often sleeps with Mum and Dad. ██████ has played so nicely with her peers, taking in turns with resources and sharing space to ensure that others have a turn too.

## Flags

Checkpoints 3 to 4 Checkpoint 3-4 CL Checkpoint 3-4 PSED CoETL 2021 Playing and Exploring Active Learning Creating and Thinking Critically

## Comments

Add a comment

Add Reply

# What does a session look like in Little Acorns?

## Morning

- Busy Fingers
- Welcome and Morning Register
- Carpet time – Topic based/Literacy
- Phonics/Mathematics
- Child Initiated Learning (indoors and out) (CIL) (snack available – milk/water fruit and vegetables)
- Story/Song/Helicopter Stories

## Afternoon

- Busy Fingers
- Welcome and Afternoon Register
- Carpet time – Topic based/Literacy
- Phonics/Mathematics
- Child Initiated Learning (indoors and out) (CIL) (snack available – milk/water fruit and vegetables)
- Story/Song/Helicopter Stories

Children will take part in adult-directed activities as part of their daily focused teaching, and adults will do this during CIL, so that it follows your child's interests.

*Please ensure your child attends nursery punctually at the start of the day and is collected promptly  
This can be an anxious time for children!*





# Mud, Mud Glorious Mud

*"So let your child be a child. Dirt is good. If your child isn't coming in dirty every day, they're not doing their job. They're not building their immunological army. So it's terribly important."*



# What does my child need to bring?

- Water bottle (age appropriate)
- Appropriate clothing for weather
- Packed lunch (if they are staying for lunch)
- Spare clothes for any accidents
- Wellie boots to be kept at school (if possible)


Please do not let your child bring in toys or personal belongings unless we specifically ask!

Please ensure EVERYTHING is named!



# Parent Partnership

# Parents/Carers as Partners

- **Important to communicate** – About anything we may need to know
- **Twitter** - @GreenRidgeAcorns 
- **Reading** – Daily with your child
- **Learning Journal** – Tapestry Wow Moments
- **Home Learning** – Tapestry memos and activities
- **Regular events** – throughout the year parents are invited into school – parent workshops, 'Stay and Play', open evenings and events such as the Christmas Play and Sports Day.
- **Volunteers**
- **PTA**

'Good parenting and high quality early learning together provide the foundation children need to make the most of their abilities and talents as they grow up.' EYFS Statutory Framework







# Questions?

