

# Green Ridge Primary Academy Reception Parent Induction Session Starting School September 2023

# The Reception Team



Mrs Nikki Mackie  
Head of Learning for Early Years  
Hazel Class Teacher (Thurs pm/Fri)



Miss Lucy Ladyman  
Willow Class Teacher



Mr Ryan Collard  
Birch Class Teacher



Mrs Emma Jones  
Hazel Class Teacher  
(Mon/Tues/Wed/Thurs am)

# The Reception Team



Miss Lauren Gavin  
HLTA



Mr Josh Meachen  
Sports Coach



Mrs Claire Cavanagh  
Welfare and Pastoral



Miss Vicki Gardiner  
SENDCo



Barkley  
School Dog

# What's in your pack?

1. Admissions Form
2. Pupil Premium/Free School Meal registration form
3. Starting School Profile
4. EYFS Parent Handbook
5. Consent Form Booklet
6. Collecting your child permission form
7. 'Early Learning Goals – Expected Standards
8. Year R Curriculum Overview 2023/2024
9. Busy Living Parent Handbook
10. School Milk Letter
11. Term Dates
12. The Road to School Poster
13. Green Ridge Travel Leaflet
14. Parent and Carer Code of Conduct
15. Bucks Schoolwear Plus Flyer
16. Parent Evaluation Form

# Academy Uniform and Site Map

# Academy Uniform

Which uniform should my child wear in September?

Either Winter or Summer uniform is acceptable until October half term. Winter uniform is worn from October half-term until Easter and summer uniform is worn from Easter until half-term in the autumn term. Please note the uniform is unisex.

## Winter Uniform

White shirt & School Tie  
*(or option to wear white blouse)*  
Grey trousers  
Green V-neck jumper with logo  
Grey, White or Black socks  
Green academy fleece  
*(optional – not to replace jumper)*  
Book bag

White Blouse  
*(or option to wear white shirt with school tie)*  
Grey skirt or tunic/pinafore  
Green cardigan or jumper with logo  
Grey or white socks or grey tights  
Outdoor coat  
Black sensible shoes (no raised heels, boots or trainers)

# Academy Uniform

## Summer Uniform

Grey trousers or Grey shorts  
White shirt & School Tie  
*(or option to wear white blouse)*  
Green V-neck jumper with logo  
Green academy fleece  
*(optional – not to replace jumper)*  
Grey, White or Black socks  
Black sensible shoes (no raised heels,  
boots or trainers)

Green check dress (gingham)  
White Blouse  
*(or option to wear white shirt with school  
tie)*  
Green cardigan or jumper with logo  
Grey skirt  
Legionnaire/baseball hat  
Book bag

# Academy Uniform

## PE Kit

Children will need their PE kit in school at the start of the term.

House coloured T-shirt with logo (red/green/yellow/blue)

Black shorts (cycling shorts or shadow-type)

Trainers (not plimsols)

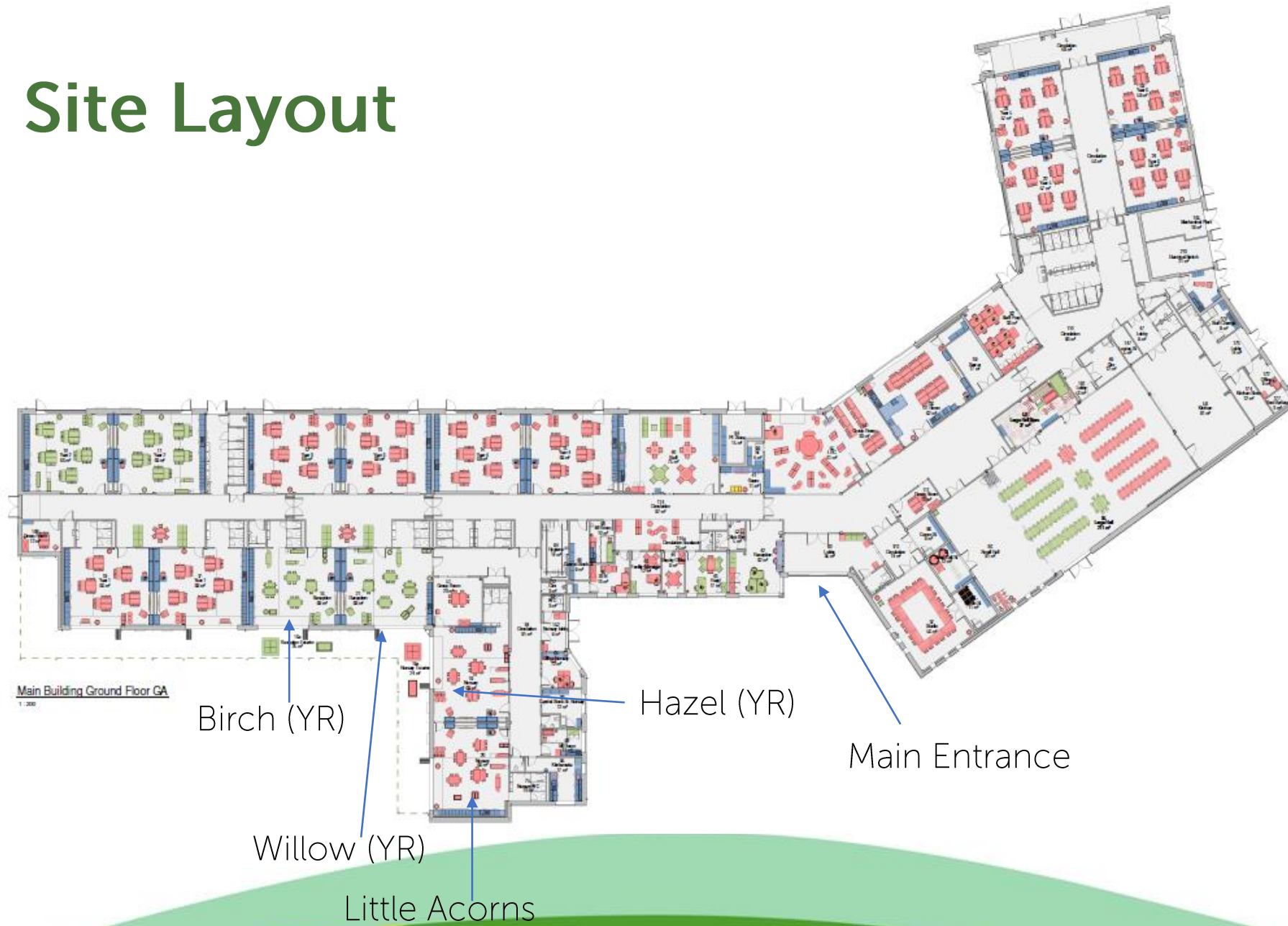
# Academy Uniform

## Hair

Please can you make sure your child's long hair is always tied back with hairbands which blend in with the colours of the academy uniform (green, grey, black or white). Children are kindly requested not to wear coloured bows or flowered hairbands.

We ask that any children who wear head coverings (e.g. a hijab) ensure this is plain black in colour.

# Site Layout





# Transition Process

# How will transition happen this year? Stay and Play Sessions.

Our aim is to ensure children are as settled and ready for school as possible.

- We will be holding four stay and play sessions:
- Monday 12<sup>th</sup> June- Children new to Green Ridge only. Either 3.30pm-4.00pm or 4.15pm-4.45pm
  - For this session we welcome parent/carers to stay with their child for a short time, but to build the children's independence in readiness for September, we do ask that parents/carers leave the children for some time and return for the end of the session to collect them.
- Wednesday 14<sup>th</sup> June- Children new to Green Ridge only. Either 3.30pm-4.00pm or 4.15pm-4.45pm
  - For this session, we ask that parents/carers remain on site again, but once the children are settled, we will ask you to leave the classroom to go and have a tea/coffee with our PTA in one of the other areas of the school. This will give your child an opportunity to spend some time alone with staff and other children. We will then invite parents/carers back to meet their child at the end of the session.
- You will already have been allocated a group for these sessions in the letter that was sent on 9<sup>th</sup> May.



# How will transition happen this year? Stay and Play Sessions.

Our aim is to ensure children are as settled and ready for school as possible.

- We will be holding four stay and play sessions:
- Wednesday 21<sup>st</sup> June- All children 3.30pm-4.30pm
  - For this session, to aid transition, we ask that all parents/carers leave the school site after they drop their child, and then return to collect them from the Reception gate at the end of the session.
- Wednesday 28<sup>th</sup> June- All children 3.30pm-4.30pm
  - For this session, to aid transition, we ask that all parents/carers drop their child at the gate and leave the school site, and then return to collect them from the Reception gate at the end of the session. Having all the children in will enable them all to meet one another, and for us to make informed decisions about class arrangements for the transition morning the following week.

Please note that classes, teachers and house groups will be confirmed via email following this session but prior to the final transition morning.



# How will transition happen this year?

## Stay and Play Sessions.

- For all children there will be a final transition morning on Tuesday 4<sup>th</sup> July 9.30am-11.30am. At this session, your child will meet their new teacher, and the other children who will be in their class with them from September, either Birch, Hazel or Willow class.
- We will finalise classes and house groups following the fourth stay and play session- please look out for this communication as the transition morning will be in class groups.
- Please drop your child at the gate for this session (staff will be on hand to direct parents to the correct gate.)
- If your child is in Little Acorns a member of staff will take them to the correct class.
- Home visits will be offered to families new to Green Ridge- you will be able to sign up for via a link on the class letter you will receive during the week beginning the 26<sup>th</sup> June.
- Getting the children settled will be our absolute priority and we will be here to support you and your child through any worries.

# Other transition support.

- Tapestry- please ensure you have signed the consent form for this and returned to school.
- Tapestry- we will send an activation email, please activate your account and download the app to your phone. *(if your child is currently in nursery at Green Ridge their account will just carry on into YR)*
  - We will be using Tapestry as one of our transition tools this year.
  - We will use it to upload videos of the school, environment, staff and other things so please try to encourage your child to watch the videos so they can get to know us.
  - We would love to see some videos of the children at home uploaded so we can also get to know them.
  - The videos can be of anything; them talking, counting, looking at books, playing with family- they will all help us to get to know the children.
  - We will not be replying individually to anything uploaded so if there are specific questions please email the school on [admin@greenridgeacademy.co.uk](mailto:admin@greenridgeacademy.co.uk)



# Home Support Over the Summer

# Over the Summer - The Road to School

- Let your child be involved (if possible) in buying the academy uniform. Practise dressing and undressing into and out of the uniform and PE Kits so they are comfortable doing this independently. (Do the same with shoes and wellie boots)
- If they still need help with toileting, please practise increasing their independence in this area.
- If they use a dummy try to wean them off this.
- Share plenty of stories, foster a love of reading.
- Count - steps, spoonfuls of food, cars - anything that can be counted!
- Ensure your child is comfortable recognising their name.
- Work with your child so that they are comfortable holding a pencil correctly, e.g. focusing on mark making
- Develop their fine motor skills further: use of tweezers, scissors, playdough, cutting paper etc.
- Talk to your child about lunch times. If they are packed lunch, discuss what they would like and if they are having hot meals, have a look at the menus together.
- We focus highly on communication and language. It would be great if you could encourage your child to speak in full sentences and answer in full sentences.

# The First Few Weeks What to Expect

# The first few weeks – settling in

	Group A Children in Disraeli or Pratchett House (yellow or green PE t-shirts)	Group B Children in Redgrave or Austin House (red or blue PE t-shirts)
Monday, 4 <sup>th</sup> September	8.50am-12.00pm	1.00-3.15pm
Tuesday, 5 <sup>th</sup> September	1.00-3.15pm	8.50am-12.00pm
Wednesday, 6 <sup>th</sup> September	8.50am-1.15pm (includes staying for lunch and playtime)	
Thursday, 7 <sup>th</sup> September	8.50am-1.15pm (includes staying for lunch and playtime)	
Friday, 8 <sup>th</sup> September	8.50am-3.15pm – ALL DAY	

# What to expect...

- We quickly work towards the children becoming independent. Settling them into school life will be our biggest priority in the first few weeks.
- We use Tapestry a huge amount to share the children's learning (wow moments) as well as messages (memos) and weekly activities. It is vital you get Tapestry set up and access it when observations are uploaded- if you need any help in getting this set up then please talk to us.
- We encourage them to be independent when choosing their lunch – please talk to your child about the menu.
- Your child will probably be very tired the first few weeks and their behaviour at home might become more challenging.

# The Early Years Curriculum

We will be following the Early Years Foundation Stage curriculum. There a big emphasis on ensuring that the foundations for further learning are developed.

## Prime areas are:

- Personal, Social and Emotional Development
- Communication and Language; and
- Physical Development.

## Specific areas are:

- Literacy
- Mathematics
- Understanding the World; and
- Expressive Arts and Design.

Child Initiated Learning – where children are encouraged to learn through exploration and play. The timetable reflects this with a mix of adult directed and child initiated learning.

Learning will happen outdoors as well as in. Please ensure you child is prepared for any weather – hot or cold!



# The Early Years Curriculum

## Early Years Curriculum – Reception Year Group

	Autumn 1	Autumn 2	Spring 1	Spring 2	Summer 1	Summer 2
Theme title	Knowing me, Knowing you	Lights, Camera, Action	Turrets and Tiaras	I Need a Hero	Explorers	In the Jungle
Key questions	Who is in your family? What languages do you speak? Are there any special occasions you celebrate? Where do you live?	What makes a good performance? How do you speak clearly in front of an audience? What happens before the final show?	Who lives in a castle? Who is the Queen? What was <u>life like</u> in the past?	What is an everyday hero? Who is my hero? How can I be a hero in my community?	What would you need to take to explore different areas? What type of creatures live here?	Where are jungles found? What are the layers of the jungle called? What animals can be found in the jungle?

# Characteristics of Effective Learning

## Playing and exploring

- Finding out and exploring
- Playing with what they know
- Being willing to 'have a go.'

## Active learning

- Being involved and concentrating
- Keeping trying
- Enjoying achieving what they set out to do

## Creating and thinking critically

- Having their own ideas
- Making links
- Choosing ways to do things

# A day in the life of a Reception child

If this is not a familiar conversation it soon will be!

Parent: *"What did you do at school today?"*

Child: *"Just played."*

## Just Playing

When I am building in the block room,

Please don't say I'm "Just Playing."

For, you see, I'm learning as I play,

About balance and shapes.

Who knows, I may be an architect someday.

When I am getting all dressed up,

Setting the table, caring for the babies,

Don't get the idea I'm "Just Playing."

For, you see, I'm learning as I play.

I'm expressing myself and being creative.

I may be an artist or an inventor someday.

When you see me sitting in a chair

"Reading" to an imaginary audience,

Please don't laugh and think I'm "Just Playing."

For, you see, I'm learning as I play.

I may be a teacher someday.

When you see me combing the bushes for bugs,

Or packing my pockets with choice things I find,

Don't pass it off as "Just Play."

For, you see, I'm learning as I play.

I may be a scientist someday.

When you see me engrossed in a puzzle or some

"plaything" at my school,

Please don't feel that time is wasted in "Play."

For, you see, I'm learning as I play.

I'm learning to solve problems and concentrate.

I may be in business some day.

When you see me cooking or tasting foods,

Please don't think that because I enjoy it, it is "Just Play."

For, you see, I'm learning as I play.

I'm learning to follow directions and see differences.

I may be a cook someday.

When you see me learning to skip, hop, run, and move my body,

Please don't say I'm "Just Playing."

For, you see, I'm learning as I play.

I'm learning how my body works.

I may be a doctor, nurse, or athlete someday.

When you ask me what I've done at school today,

And I say, I "Just played."

Please don't misunderstand me.

For, you see, I'm learning as I play.

I'm learning to enjoy and be successful at my work,


I'm preparing for tomorrow.

Today, I am a child and my work is play.

Anita Wadley



# What does a day look like in Reception?



## Morning

- Busy fingers/Morning Activity
- Welcome and good morning
- Phonics (teaching of Reading and Writing)
- Carpet time –Topic based (including Talk4Writing)
- Child Initiated Learning (CIL) (snack available – milk/water fruit and vegetables)

## Afternoon

- Carpet time – Maths
- Child Initiated Learning (CIL) (snack available – milk/water fruit and vegetables)
- Helicopter Stories/Story-time

Children will take part in adult-directed activities as part of their daily focused teaching, and adults will do this during CIL, so that it follows your child's interests.

Please ensure your child attends school punctually at the start of the day, and is collected promptly. This can be an anxious time for children!




# Where should my child be by the end of Reception?

once a poho time  
there lived a boy  
with his Mumy  
he took his cow  
to the market  
he saw a old man  
who said the  
magic being  
mumy shared there  
a wal

M proudly tells  
the practitioner,  
'I've written my  
own story, it's  
like the one in  
the book.'

LOST HONEY BEAR

He is fluffy and  
goldish yellow. He looks old  
and a bit dirty with a  
sowd on nose.



Lost Honey bear  
He is fluffy and  
goldish yellow.  
He looks old and a  
bit dirty with a  
sowd on nose

made a poster  
about her lost teddy  
bear. She looked at  
posters within the environment  
and went back to change  
her title to capital letters.

child initiated

# Mud, mud glorious mud

*"So let your child be a child. Dirt is good. If your child isn't coming in dirty every day, they're not doing their job. They're not building their immunological army. So it's terribly important."*



# The Importance of Reading

# Reading

- Develops a love of reading
- Part of a bedtime routine
- Encourage stories at all times of the day
- Model reading enjoyment yourselves
- Role models of all genders and ages would be great
- Join a library and make time to borrow books
  
- Phonics Parents Workshop:

Autumn Term- date TBC

Take a look at: <http://www.ruthmiskin.com/en/resources/sound-pronunciation-guide/>





# Key Equipment

# What does my child need to bring?

- Book bag (Reading record and reading book)
- Water bottle
- Appropriate clothing for weather- (including a waterproof coat everyday)
- Wellie boots, clearly named to be kept at school (if possible)
- PE kit with coloured t-shirt (linked to house name)


Please do not let your child bring in toys or personal belongings unless we specifically ask!

Please ensure EVERYTHING is named!

# Parent Partnership



# Parents/Carers as Partners

- **Important to communicate** – About anything we may need to know
- **Twitter** - @GRPAAHazel @GRPABirch @GRPAAWillow 
- **Reading** – Daily with your child
- **Learning Journal** – Tapestry wow moments
- **Home Learning** – Tapestry memos and activities
- **Regular events** – throughout the year parents are invited into school – parent workshops, 'Stay and Play', open evenings and events such as the Christmas Play and Sports Day.
- **Volunteers**
- **PTA**

'Good parenting and high quality early learning together provide the foundation children need to make the most of their abilities and talents as they grow up.' EYFS Statutory Framework

# Questions?