

Green Ridge Primary Academy
New to Reception Information Session
September 2021

Who's who in Reception?

▶ Willow Class

- Miss. Ladyman – Class Teacher
- Mrs. Haque – Teaching Assistant
- Mrs. White – Teaching Assistant

▶ Birch Class

- Mr. Collard – Class Teacher
- Mrs. Linney – Teaching Assistant
- Mrs Shanks – Teaching Assistant

- Mrs. Mackie – EYFS Lead



Teaching Arrangements

- ▶ Willow and Birch class are taught predominantly by Miss. Ladyman and Mr. Collard.
- ▶ The P.E lesson on a Monday afternoon will be carried out by our Sports Coach, Mr. Meachen
- ▶ Mrs. Mackie, EYFS Lead will provide additional class cover when Miss. Ladyman and Mr. Collard are not teaching.
- ▶ These arrangements are subject to change based on other considerations and the needs of the school.



Routines in Reception

- ▶ Doors open at 8.40am, which is when learning commences. Busy Fingers is vital for embedding key fine motor skills each morning. Where possible, please ensure that your child does not miss this opportunity. Doors close at 8.50am when the register is taken.
- ▶ If your child arrives at school after 8.50am, please ensure that they sign in at the school office. They will not be allowed to enter via the Reception gate.
- ▶ Things for the office (e.g. letters) can be brought into school on any day but must be in a named envelope and handed to the class teacher or adult.



Routines in Reception

- ▶ If your child is absent please ring the office as soon as possible to let us know. Otherwise, you will be contacted!
- ▶ If your child is ill in school and is not able to remain in class, a member of staff will be in contact. Please ensure emergency numbers and contact details are up to date.



Routines in Reception

- ▶ At the end of the day the children will be stood under the shelter waiting to be called. Parents/Carers must wait outside the Reception gate. For safeguarding reasons, please stand away from the gate and form an orderly line. Willow will be on your right and Birch will be on your left.
- ▶ When the member of staff in Willow and Birch has seen a child's adult waiting in the outdoor area then they will be called and allowed to leave.
- ▶ Please be patient if you wish to speak to a member of staff at the end of the day as we must make sure all children leave the classroom safely. Alternatively, please contact the office to make an appointment at another time.
- ▶ Open door policy. Come and see us if there is a problem or question – we are always happy to talk things through when it is safe to do so.
- ▶ Lunches- we encourage the children as much as possible to be independent when ordering their lunches, you do not need to tell us what they want.



Academy Uniform

Which uniform should my child wear in September?

Either Winter or Summer uniform is acceptable until October half term. Winter uniform is worn from October half-term until Easter and Summer uniform is worn from Easter until half-term in the Autumn term.

Winter Uniform

White shirt & School Tie
(or option to wear white blouse)

Grey trousers

Green V-neck jumper with logo

Grey, White or Black socks

Green academy fleece

(optional – not to replace jumper)

Book bag

White Blouse

(or option to wear white shirt with school tie)

Grey skirt or tunic/pinafore

Green cardigan or jumper with logo

Grey or white socks or grey tights

Outdoor coat

Black sensible shoes (no raised heels, boots or trainers)

Academy Uniform



Summer Uniform

Grey trousers or Grey shorts
White shirt & School Tie
(or option to wear white blouse)

Green V-neck jumper with logo

Green academy fleece
(optional – not to replace jumper)

Grey, White or Black socks
Black sensible shoes (no raised heels,
boots or trainers)

Green check dress (gingham)
White Blouse
(or option to wear white shirt with school tie)

Green cardigan or jumper with logo

Grey skirt

Legionnaire/baseball hat
Book bag

Academy Uniform

PE Kit

Children will need their PE kit in school at the start of the term.

House coloured T-shirt

Black shorts (cycling shorts or shadow-type)

Trainers (not plimsols)

Please name it all!



Academy Uniform

Please can you make sure your child's long hair is always tied back with hairbands which blend in with the colours of the academy uniform (green, grey, black or white). Children are kindly requested not to wear coloured bows or flowered hairbands.

Stud earrings and a watch is the only acceptable form of jewellery.

Please ensure that your child is not wearing: nail varnish, fake nails and make-up.

Non-uniform – but important

- Sun cream – please make sure you have applied sun cream to your child in the morning before they come to school in hot, sunny weather.
- Remember to name everything!



Classroom Organisation

- ▶ Open door policy.
- ▶ Your child will probably be very tired the first few weeks (even if they are used to extended hours in Nursery).
- ▶ Reading books will be sent home as each child is ready. Pupils are expected to have their reading records and reading books in school every day and signed by an adult when read to. There will be a Parent Information session about how to support reading at home later this term- we strongly urge you to attend.
- ▶ Lead Learners – Your child will be given a 'lead learner', who will be a member of staff within their class.



What does my child need to bring?

- ▶ Book bag (Reading record and reading book when they are given)
- ▶ Water bottle
- ▶ Children will need a coat in school weather depending
- ▶ Appropriate clothing for weather
- ▶ Wellie boots to be kept at school (if possible)
- ▶ Please do not let your child bring in toys or personal belongings unless we specifically ask!
- ▶ Remember to name everything!



Tapestry

- ▶ When your account is activated you will receive an email – if you have not received this yet please let us know so we can send a new link.
- ▶ Ensure you opt to receive email notifications.
- ▶ When an observation is uploaded you will receive an email alert.
- ▶ Observations are simple a snapshot.
- ▶ Form a learning journey for each child throughout the year.
- ▶ Tapestry app




How can I add an entry to my child's Learning Journal?

- ✓ Choose the 'Add Observation' option (or the 'plus' icon on your iPhone/iPad/Android) and add the relevant information in the boxes on screen.
- ✓ Photos and videos may be uploaded by choosing the 'add media' option.
- ✓ When you have saved your observation, you may go back to the home screen at any time by choosing 'home'.



For example...

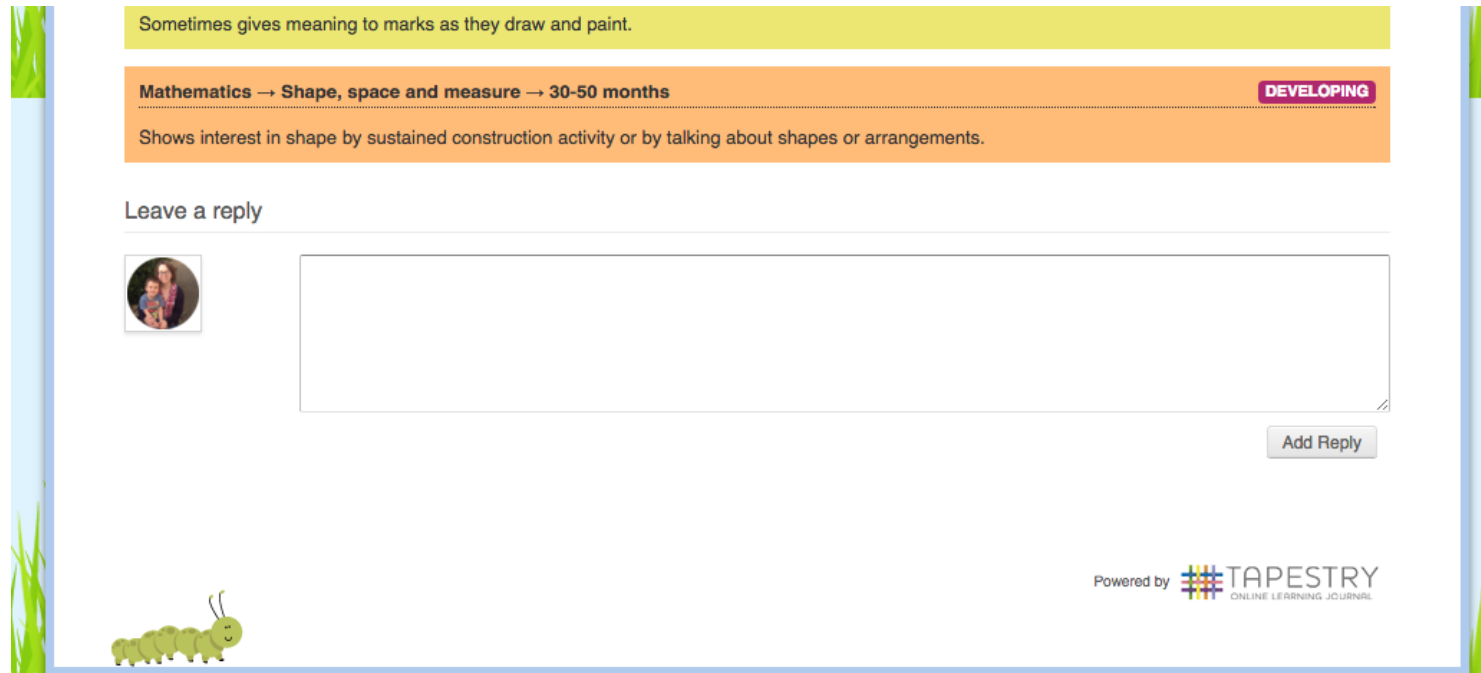
- Your child notices the change in your daffodils and talks about it
- Family outing
- If you celebrate a particular festival or it is a special family occasion



The screenshot shows a digital learning journal entry. At the top is a large photograph of a single yellow daffodil in a black pot. Below the photo are two smaller thumbnail images of the same flower. A blue button labeled "Play Slideshow" is positioned below the thumbnails. Underneath the photo area is a "Notes" section with a yellow background, containing the text: "Grace was very proud that her daffodil had grown and flowered. She was even more pleased when she saw that there were 2 pretty yellow flowers!".

What should I put in my child's Learning Journal?

You can like and reply to observations staff have made. Underneath the description of the observation, there is a box where you can leave a reply. Please ensure your comments are relevant to the observation.



The screenshot shows a digital observation entry. At the top, a yellow bar contains the text "Sometimes gives meaning to marks as they draw and paint." Below this, an orange bar displays "Mathematics → Shape, space and measure → 30-50 months" and a purple "DEVELOPING" tag. The main observation text reads "Shows interest in shape by sustained construction activity or by talking about shapes or arrangements." Underneath, there is a "Leave a reply" section with a small profile picture of a woman and child, a large text input box, and an "Add Reply" button. At the bottom left of the interface is a green caterpillar icon, and at the bottom center is the "Powered by TAPESTRY ONLINE LEARNING JOURNAL" logo.

What will I see at Home?

Observations Children Parent One

Art Work

Added by Yvonne Lazarou added 07 Sep 2017 04:51 PM
Approved by Yvonne Lazarou on 07 Sep 2017 04:58 PM

Child A Export

Like

Notes

Child A worked with a friend to draw a picture.
Child A 'I made a house'

Early Years Foundation Stage

Communication and Language

Speaking

22-24 Developing

Use simple sentences (e.g. 'Mummy goes work')

Literacy

Writing

23-25 Secure

Understand how the different marks they make.

Comments

The areas of learning and statements the observation is covering.

Photo or Video taken during the observation

The description notes or quotes to explain what is happening and what the child is doing.



The Early Years Curriculum

We follow the Early Years Foundation Stage curriculum. There is a big emphasis on ensuring that the foundations for further learning are developed.

Prime areas are:

- Personal, Social and Emotional Development
- Communication and Language; and
- Physical Development.

Specific areas are:

- Literacy
- Mathematics
- Understanding the World; and
- Expressive Arts and Design.

Child Initiated Learning – where children are encouraged to learn through exploration and play. Timetable reflects this with a mix of adult directed and child initiated learning. Learning will happen outdoors as well as in. So ensure your child is prepared for any weather – hot or cold!



Timetable

Reception Class Timetable 2021-2022

Class: Birch/ Willow

Term: Spring 1

Week: 1

Teacher: Miss Ladyman/ Mr Collard

| Day | 8.50 - 9.00 | 9.00- 9.05 | 9.10- 9.20 | 9.30-11.30 | | | 11.15- 11.45 | 11.50- 1.00 | 1.00-1.20 | 1.20-2.35 | 2.35- 2.50pm | 2.50- 3.05p m | |
|-----------|--------------|------------|-------------------|---------------------------|-----------------------------|----------------------------------|--------------|-------------|----------------------------|-------------------------|-------------------------------|---------------|-----------------------------|
| Monday | Busy Fingers | Register | Jump Start Jonny | Whole class input English | 10.25 Whole School Assembly | Continuous Provision | Phonics | Lunch | P.E / Continuous Provision | | | | Story Prepare for Home Time |
| Tuesday | | | Jump Start Jonny | Whole class input English | Continuous Provision | | | | Whole class input Maths | Continuous Provision | Helicopter Stories | | |
| Wednesday | | | Reading books in | Jump Start Jonny | Whole class input English | Continuous Provision | | | Whole class input Maths | Continuous Provision | Lead Learner Groups | | |
| Thursday | | | Jump Start Jonny | Whole class input English | Continuous Provision | | | | Whole class input Maths | Continuous Provision | Helicopter Stories | | |
| Friday | | | Reading books out | Jump Start Jonny | Whole class input English | 10.25-10.45 Celebration Assembly | | | Continuous Provision | Whole class input Maths | Library/ Continuous Provision | | |



GREEN RIDGE
PRIMARY ACADEMY

Theme/Topic



Knowing Me, Knowing You



Glossary

| Term | Definition |
|---------------|---|
| Same | Things that match. |
| Different | Things that are not the same. |
| Compare | What is the same? What is different? |
| Rules | Things that have to follow to keep us safe. |
| Consequence | What happens if you break a rule. |
| Curious | Wanting to know more about something. |
| Courageous | Has a go, even though it may not be right. Being brave. |
| Resilient | Staying positive, even when things are tricky. |
| Healthy | Being fit and active and eating properly. |
| Balanced Diet | A variety of foods to give our body what it needs. |
| Muscle | The parts of our body that helps us move. |
| Hydrate | Making sure our body has enough water. |
| Exercise | Physical activity that keeps your body healthy. |

Powerful Knowledge

| | |
|-------------------------------------|---|
| Class Rules and Expectations | <ul style="list-style-type: none"> • Good sitting and good listening • Responding to the register • Saying please and thank you • Being kind • Good sharing • Patience – using adults/children's name • Learning their carpet spaces • Being respectful of their classroom |
| School Rules/ Golden Rules | <p>At Green Ridge, we will:</p> <ul style="list-style-type: none"> • Use kind words and actions • Listen to one another • Try our best • Proud walking to the left of the corridor • Using a knife and fork at lunchtime |
| Makaton | <ul style="list-style-type: none"> • Good morning, good afternoon • Please, thank you • Hello, goodbye • Happy, sad • Lunch colours – red, green, yellow, white • Boy, girl |
| House System | <ul style="list-style-type: none"> • Redgrave – named after Sir Steve Redgrave, who is an Olympic rower. • Austin – named after Herbert Austin, who invented the make of the car. • Disraeli – named after Benjamin Disraeli, who was a Prime Minister. • Pratchett – named after Terry Pratchett, who was a children's author. |
| Families | <ul style="list-style-type: none"> • Every family is unique – different family combinations • Where we come from • Living in different houses • It's okay to be different! |



Key Texts:

- Owl Babies
- We're Going on a Bear Hunt
- The Jolly Postman
- Twas the Night Before Christmas
- Goodnight Moon
- Shbb








Behaviour Expectations

- ▶ We expect the highest standards of behaviour from the children at all times, irrespective of who they are with.
- ▶ We focus on the positives within the classroom, rather than the negatives, e.g. "Walk, thank you. Kind hands."
- ▶ We follow the whole-school consistent policy.
- ▶ We teach children the correct behaviour for learning, e.g. being responsible, resilient, resourceful, reflective and how to reason.
- ▶ These learning behaviours/muscles are displayed in our classroom.
- ▶ The children are given learning dots (stickers) when they display the learning muscles that are essential to lifelong learning.
- ▶ Please ask your children why they have received the dot to encourage a positive dialogue around learning.



Our Learning Dots

| | |
|---|---|
| <p>Reflective Rudy</p> <ul style="list-style-type: none"> • Looks back/evaluates • Sees different perspectives • Grows from experience • Stays calm |  |
| <p>Imaginative Isaac</p> <ul style="list-style-type: none"> • Makes predictions using prior knowledge • Sees possibilities and opportunities |  |
| <p>Reasoning Rose</p> <ul style="list-style-type: none"> • Explains • Considers evidence • Takes time • Selects best method |  |
| <p>Experimental Edmond</p> <ul style="list-style-type: none"> • Tries different things out to make something work |  |
| <p>Investigative Iqbal</p> <ul style="list-style-type: none"> • Wants to find out a solution or answer • Persists in their attempts |  |
| <p>Working together Warren & Wendy</p> <ul style="list-style-type: none"> • Works collaboratively • Shares knowledge and understanding • Supports others |  |
| <p>Curious Curtis</p> <ul style="list-style-type: none"> • Shows initiative • Asks questions • Takes risks |  |
| <p>Courageous Christina</p> <ul style="list-style-type: none"> • Has a go even though may not be right • Prepared to FAIL (first attempt in learning) • Self-belief |  |
| <p>Resilient Rita</p> <ul style="list-style-type: none"> • Persists – keeps going • Stays positive • Practice makes perfect |  |

Presentation

- ▶ There is a focus on presentation across the school, particularly on layout and expectations of what the children produce.
- ▶ Children will need to write in pencil during Early Years and Key Stage One, and we will insist on the highest standards so children take pride in their own work and learning.
- ▶ The children will begin to learn to join letters as they learn digraphs. This will lead onto joined handwriting as they progress through the school.



Home Learning

- ▶ Reading books will start coming home before half term. Please try to read daily with your child. This is vital for your child development.
- ▶ Lets learn together- parent workshops starting October.
- ▶ Parent Reading Information Session- date TBC
- ▶ Phonics videos.



Trips

- ▶ Local area walks
 - ▶ 11B411 – 10 Good Deeds in 10 Days
- ▶ Trips further afield :
 - ▶ Windsor Castle – Spring Term
 - ▶ The Living Rainforest, Newbury – Summer Term



Parents/Carers as Partners

- **Important to communicate** – about anything we may need to know.
- **Home Learning** – an opportunity for you to see how your child is learning and support them (but not do it for them!)
- **Regular events** – throughout the year parents are invited into school – parents workshops, 'Stay and Play', open evenings such as 'Global Diversity Week' and events such as the Christmas Play and Sports Day.
- **Sharing expertise** – come into the class and support with a topic area you have skills in
- PTA



Getting in touch

If you need to contact us or get in touch, please consider the following:

- ▶ Any e-mails you send must be sent to admin@greenridgeacademy.co.uk and will be passed on to your child's class teacher. If it is an emergency, please telephone the school office.
- ▶ If you would like a private discussion please consider how/where this is done. There will be an opportunity for you to see your child's class teacher, at the end of each day if you pick up your child, or else please contact the office who can make an appointment to see me either before or after school at a mutually convenient time.



Any questions?

