



# New to Year 6 Information Session

# Who's who in Year Six?

- Hawthorn Class
  - Mr Ventin
  - Mr Foster
  - Ms Georgieva
  - Ms Deere



# Teaching Arrangements

- Hawthorn will be taught predominantly by Mr Ventin.
- P.E lessons will be carried out by our Sports coach, Mr Meachen on a Friday, or by Mr Ventin on a Monday.
- Mr Foster will provide additional class cover when Mr Ventin is not teaching.
- Ms Deere is our catch-up curriculum teacher and will be working with small focus groups on Tuesday, Thursday and Friday mornings.
- These arrangements are subject to change based on other considerations and the needs of the school.

# Academy Uniform

Which uniform should my child wear in September?

Either Winter or Summer uniform is acceptable until October half term. Winter uniform is worn from October half-term until Easter and summer uniform is worn from Easter until half-term in the autumn term.

## Winter Uniform

White shirt & School Tie  
*(or option to wear white blouse)*  
Grey trousers  
Green V-neck jumper with logo  
Grey, White or Black socks  
Green academy fleece  
*(optional - not to replace jumper)*  
Book bag

White Blouse  
*(or option to wear white shirt with school tie)*  
Grey skirt or tunic/pinafore  
Green cardigan or jumper with logo  
Grey or white socks or grey tights  
Outdoor coat  
Black sensible shoes (no raised heels, boots or trainers)

# Academy Uniform

## Summer Uniform

Grey trousers or Grey shorts  
White shirt & School Tie  
*(or option to wear white blouse)*  
Green V-neck jumper with logo  
Green academy fleece  
*(optional - not to replace jumper)*  
Grey, White or Black socks  
Black sensible shoes (no raised heels,  
boots or trainers)

Green check dress (gingham)  
White Blouse  
*(or option to wear white shirt with school  
tie)*  
Green cardigan or jumper with logo  
Grey skirt  
Legionnaire/baseball hat  
Book bag

# Academy Uniform

## PE Kit

House coloured T-shirt

Black shorts (cycling shorts or shadow-type)

Trainers (not plimsols)

# Academy Uniform



Please can you make sure your child's long hair is always tied back with hairbands which blend in with the colours of the academy uniform (green, grey, black or white). Children are kindly requested not to wear coloured bows or flowered hairbands.

We ask that any children who wear head coverings (e.g. a hijab) ensure this is plain black in colour.

Stud earrings and a watch is the only acceptable form of jewellery.

Please ensure that your child is not wearing: nail varnish, fake nails or make-up.

## Non-uniform – but important

- In hot, sunny weather the children will need sun cream and a sun hat – please make sure you have applied sun cream to your child in the morning before they come to school during these times
- Remember to name everything!



# Example timetable- Autumn

Day	8.45-8:55	9.00-9.30	9.30-10.30	10.30-10.45	10.45-11.00	11.00-12.00	12.00-12.30	12.30-1.15	1.15-2.15	2.15-3.15	3.15-3.20pm
Monday	Daily 5 Maths fluency	Reading Skills	English	Break	Assembly	Maths	Arithmetic	Lunch	Art & Design/Design and Technology		PE
Tuesday	Daily 5 Maths fluency	Reading Skills (9 – 9.45)	English (9.45 – 10.45)		Break	Maths	Spellings		PSHE 1:30-2:00	Music 2:00-2:30	MFL 2:30-3:00
Wednesday	Daily 5 Maths fluency	Reading Skills (9 – 9.45)	English (9.45 – 10.45)		Break	Maths	SPAG		History/Geography		Computing
Thursday	Daily 5 Maths fluency	Reading Skills (9 – 9.45)	English (9.45 – 10.45)		Break	Maths	Spellings		Science	Science	
Friday	Daily 5 Maths fluency	Reading Skills	English	Break	KS2 Celebration assembly	Maths	Arithmetic		PE	RE	

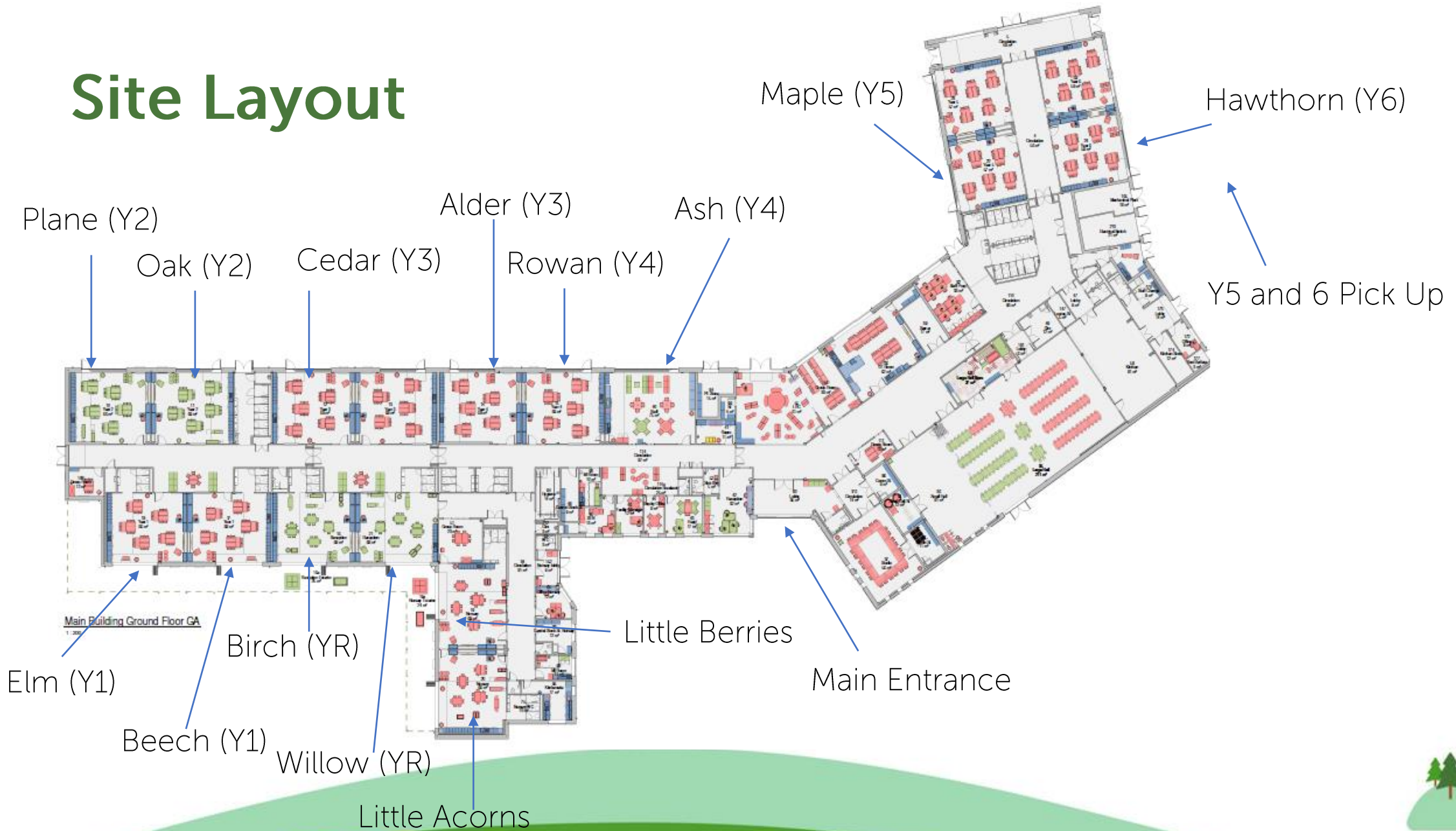
Pack up and story



# Routines in Year Six

- Doors open at 8.45am, which is when learning commences. Early Morning Work is vital for embedding key skills each morning. Where possible, please ensure that your child does not miss this opportunity. Doors close at 8.55am when the register is taken.
- We expect that you leave the children at gate in the mornings and let them walk in by themselves. Expect us to encourage independence.
- If your child arrives at school after this time, please ensure that they sign in at the school office. They will not be allowed to enter via the external classroom door.
- Things for the office (e.g. payments) can be brought into school on any day but must be in a named envelope and immediately handed to the class teacher or adult or taken to the secure post box outside the main office.
- If your child is absent, please ring the office as soon as possible to let us know. Otherwise you will be contacted.
- Explanatory notes should be brought in by your child and passed to the class teacher/adult who will ensure this is taken to the school office.
- If your child is ill in school and is not able to remain in class, a member of staff will be in contact. Please ensure emergency numbers and contact details are up to date.
- Children in Year 5 and 6 can have permission to walk to and from school independently. If this is something that you would like to happen, please ensure that you have contacted the office to give permission. Please ensure children are aware of behavioural expectations when walking to/from school.
- Children who walk to and from school independently may bring their phones into school. These are kept in a secure location in the classroom. Phones must remain turned off for the whole time they are at school.

# Site Layout



# What to bring

- Book bag (Reading record and reading book every day)
- PE Kit
- Spelling books
- Water bottle
- Appropriate clothing for weather

Please do not let your child bring in toys or personal belongings unless we specifically ask!

# Pencil Cases

In Year Six, children require a named pencil case containing:

Pencil case	<ul style="list-style-type: none"><li>• Soft material</li><li>• Small enough to fit flat into an A4 draw in the classroom</li><li>• <u>Without</u> excessive patterns/features to avoid it becoming a distraction</li></ul>
Pencil/s	<ul style="list-style-type: none"><li>• HB pencil</li></ul>
Pen/s	<ul style="list-style-type: none"><li>• Fountain/cartridge pens (with <u>black</u> ink cartridges only) <u>or</u> a <u>black</u> handwriting pen (e.g. a berol pen)</li><li>• No biros</li><li>• No roller-ball pens</li><li>• No gel pens</li></ul>
Colouring pencils	<ul style="list-style-type: none"><li>• Basic coloured set</li></ul>
Ruler	<ul style="list-style-type: none"><li>• 30cm ruler that folds away into 15cm length</li></ul>
Rubber	<ul style="list-style-type: none"><li>• No more than two rubbers</li></ul>
Sharpener	<ul style="list-style-type: none"><li>• 'Canister' type sharpener which collects pencil shavings in a pot</li></ul>
Green and Blue biro	<ul style="list-style-type: none"><li>• Any standard green and blue type biro (e.g. Bic or Staedtler) for children's self-editing and corrections</li></ul>










# Presentation

- There is a focus on presentation across the school, particularly on layout and expectations of what the children produce.
- We are working hard to ensure that the quality of work done in school is reflected in the children's home learning as well, so please support us with this.
- Children will need to write in handwriting pen during Key Stage Two, and we will insist on the highest standards so children take pride in their own work and learning.
- A key writing objective for Year 6 is for children to join legibly and at speed.

# Behaviour Expectations

- We expect the highest standards of behaviour from the children at all times, irrespective of who they are with.
- We focus on the positives within the classroom, rather than the negatives, e.g. “Walk, thank you.”
- We follow the whole-school policy.
- We teach children the correct behaviour for learning, e.g. being responsible, resilient, resourceful, reflective and how to reason.
- These learning behaviours / muscles are displayed in our classroom.
- The children are given dots (stickers) when they display the learning muscles that are essential to lifelong learning.
- Please ask your children why they have received the dot to encourage a positive dialogue around learning.

# Our Learning Superheroes

<b>Reflective Rudy</b> <ul style="list-style-type: none"><li>• Looks back/evaluates</li><li>• Sees different perspectives</li><li>• Grows from experience</li><li>• Stays calm</li></ul>	
<b>Imaginative Isaac</b> <ul style="list-style-type: none"><li>• Makes predictions using prior knowledge</li><li>• Sees possibilities and opportunities</li></ul>	
<b>Reasoning Rose</b> <ul style="list-style-type: none"><li>• Explains</li><li>• Considers evidence</li><li>• Takes time</li><li>• Selects best method</li></ul>	
<b>Experimental Edmond</b> <ul style="list-style-type: none"><li>• Tries different things out to make something work</li></ul>	
<b>Investigative Iqbal</b> <ul style="list-style-type: none"><li>• Wants to find out a solution or answer</li><li>• Persists in their attempts</li></ul>	
<b>Working together Warren &amp; Wendy</b> <ul style="list-style-type: none"><li>• Works collaboratively</li><li>• Shares knowledge and understanding</li><li>• Supports others</li></ul>	
<b>Curious Curtis</b> <ul style="list-style-type: none"><li>• Shows initiative</li><li>• Asks questions</li><li>• Takes risks</li></ul>	
<b>Courageous Christina</b> <ul style="list-style-type: none"><li>• Has a go even though may not be right</li><li>• Prepared to FAIL (first attempt in learning)</li><li>• Self-belief</li></ul>	
<b>Resilient Rita</b> <ul style="list-style-type: none"><li>• Persists – keeps going</li><li>• Stays positive</li><li>• Practice makes perfect</li></ul>	

# PE/Games

- Children need their full PE kits in school for the whole-week. Children should be prepared to go outside whatever the weather for Games, so please ensure they have a tracksuit/jumper etc. to put on over their normal PE shorts and T-shirt. Trainers are definitely required for this lesson!
- Our topic in PE this term is football – shinpads would be a useful addition until the October Half Term.
- Children cannot wear normal PE kits outside in the winter.



# English

- English is taught following the Pie Corbett approach.
- All topics are based on a key text.
  - This is presented in the form of a boxing up grid. The children imitate the text by recalling it. The children will then innovate through adapting it orally before writing their own version. It is important that the children can say their sentences before they write them.
- Expect spelling words to be sent home on a Friday.
- Reading books will be changed whenever children have finished a book. The children are able to change these independently now.
- Library books will be changed once a fortnight.

# English

## Reading

- We expect all pupils to read daily for up to 10 minutes outside of school, to an adult for younger children, or independently as the children develop into fluent readers. We would expect parents/carers to record daily reading in the child's reading record, which should be brought to school each day.
- There will be daily reading skills sessions where the children will refine their reading skills.
- During the Autumn Term, staff will listen to the children read individually once a fortnight.
- Staff will initial and add a brief comment in their reading record books.

# English

## How you can support at home

- Read daily with your children and ask them questions about their books
- Practise spellings when they begin to bring them home and apply them in sentences
- Encourage joined handwriting wherever children are writing at home
- Encourage writing in different styles for example by keeping a diary or writing postcards
- Complete activities such as ReadTheory and SPAG.com

# Maths

- Autumn term: Place Value, Four Operations, Fractions, Geometry
- Spring term: Decimals, Percentages, Algebra, Converting Units, Perimeter, Area, Volume, Ratio
- Summer term: Statistics, Properties of Shapes

## How you can support at home

- Practise fluency of basic number facts (particularly in times tables up to  $9 \times 9$ )
- Encourage children to develop mental arithmetic skills
- Encourage children to handle money and tell the time/solve contextual time problems

# Home Learning

- Daily reading
- Spelling practice linked to the class spelling rule
- Times Tables Rockstars
- Teams challenges – multiple choice quiz and an open-ended learning task. (These can be completed in learning logs and then uploaded to Teams)
- SPAG.com

# Theme/Topic

- Autumn- Lest We Forget
- Spring- Volcanoes and Earthquakes
- Summer- Ancient Greece



# Trips

- Autumn 2: Visit to Natural History Museum in Tring
- Summer: 11B411 – Create Something Amazing Workshop
- Summer: 1.7.21 – 4.7.21 Isle of Wight
- TBC: Shake-Up Shakespeare Production

# SATs

- 9<sup>th</sup> May 2022 – 12<sup>th</sup> May 2022
- There are 6 separate tests:
  - SPAG (45 minutes)
  - Spellings (20 minutes)
  - Arithmetic (30 minutes)
  - Maths Reasoning (1) (40 minutes)
  - Maths Reasoning (2) (40 minutes)
  - Reading (60 minutes)



# Any questions?

