



New to Year 4 Information Session



Who's who in Year Four?

- Ash Class

- Mr Arnold
- Mrs Szczypior (Mrs S)

- Rowan Class

- Miss South
- Miss Bewick
- Miss Crown

Teaching Arrangements

- Ash and Rowan will be taught predominantly by Mr Arnold and Miss South.
- P.E lessons will be carried out by our Sports coach, Mr Meachen, on a Thursday afternoon.
- Mr Foster will provide additional class cover when Mr Arnold and Miss South are not teaching.
- These arrangements are subject to change based on other considerations and the needs of the school.

Academy Uniform

Which uniform should my child wear in September?

Either Winter or Summer uniform is acceptable until October half term. Winter uniform is worn from October half-term until Easter and summer uniform is worn from Easter until half-term in the autumn term.

Winter Uniform

White shirt & School Tie
(or option to wear white blouse)
Grey trousers
Green V-neck jumper with logo
Grey, White or Black socks
Green academy fleece
(optional - not to replace jumper)
Book bag

White Blouse
(or option to wear white shirt with school tie)
Grey skirt or tunic/pinafore
Green cardigan or jumper with logo
Grey or white socks or grey tights
Outdoor coat
Black sensible shoes (no raised heels, boots or trainers)

Academy Uniform

Summer Uniform

Grey trousers or Grey shorts
White shirt & School Tie
(or option to wear white blouse)
Green V-neck jumper with logo
Green academy fleece
(optional - not to replace jumper)
Grey, White or Black socks
Black sensible shoes (no raised heels,
boots or trainers)

Green check dress (gingham)
White Blouse
*(or option to wear white shirt with school
tie)*
Green cardigan or jumper with logo
Grey skirt
Legionnaire/baseball hat
Book bag

Academy Uniform

PE Kit

House coloured T-shirt

Black shorts (cycling shorts or shadow-type)

Trainers (not plimsols)

Academy Uniform



Please can you make sure your child's long hair is always tied back with hairbands which blend in with the colours of the academy uniform (green, grey, black or white). Children are kindly requested not to wear coloured bows or flowered hairbands.

We ask that any children who wear head coverings (e.g. a hijab) ensure this is plain black in colour.

Stud earrings and a watch is the only acceptable form of jewellery.

Please ensure that your child is not wearing: nail varnish, fake nails or make-up.

Non-uniform – but important

- In hot, sunny weather the children will need sun cream and a sun hat – please make sure you have applied sun cream to your child in the morning before they come to school during these times
- Remember to name everything!



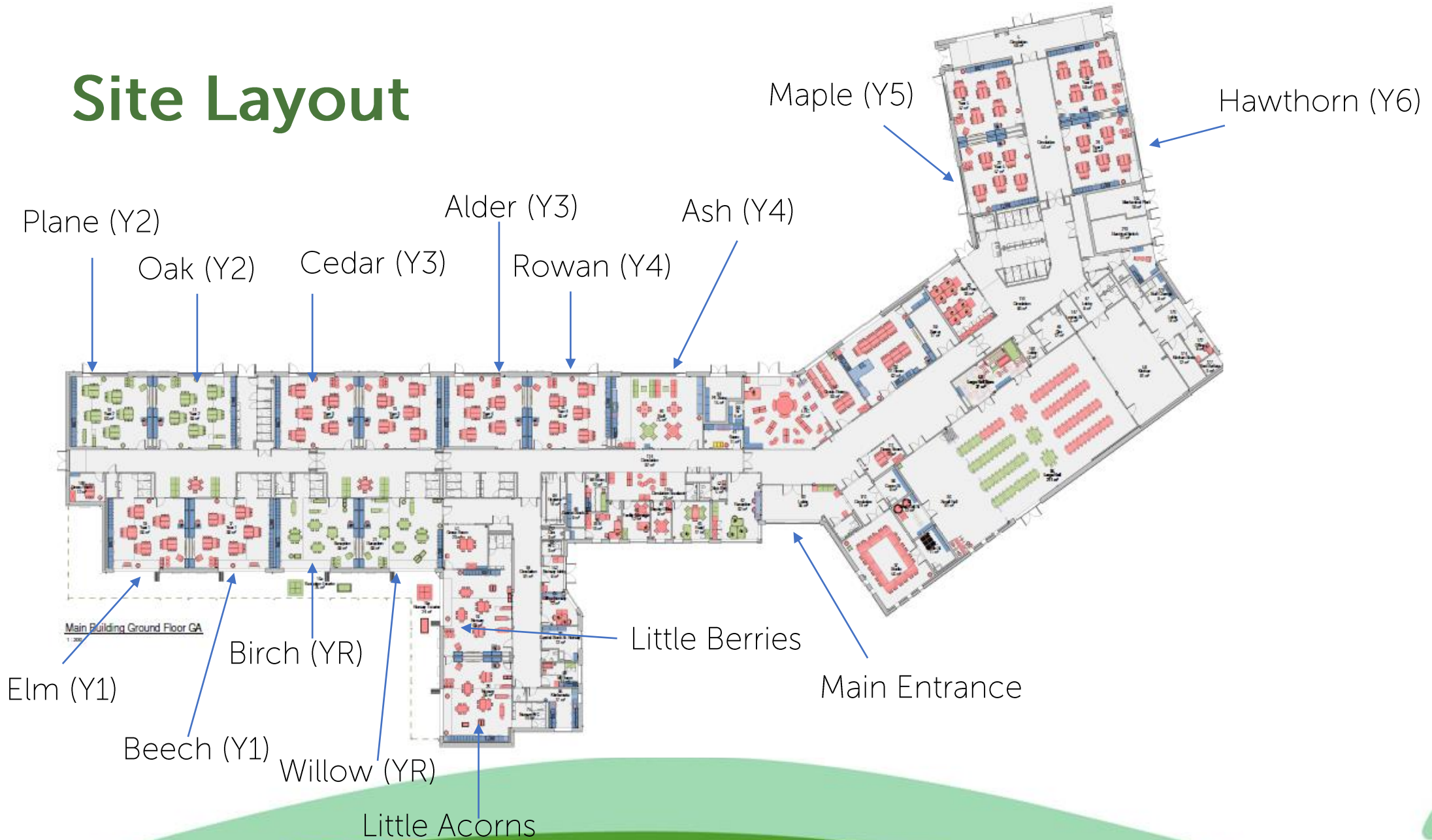
Example timetable- Autumn

Day	8.45-8:55	9.00-9.25	9.25-10.25		10.25-10.45	10.45-11.00	11.00-12.00	12.00-12.30	12.30-1.15	1.15-2.15		2.15-3.15	3.15-3.20pm
Monday	Daily 5 Maths fluency	SPaG (Grammar and Punctuation)	Handwriting (15 minutes)	English	Whole-school Assembly	Break	Maths	Reading Skills	Lunch	Science		Science	Pack up and story
Tuesday	Daily 5 Maths fluency	SPaG (Grammar and Punctuation)	English		Break	PE (Swimming)				Maths	Art & Design/Design and Technology		
Wednesday	Daily 5 Maths fluency	SPaG (Spelling)	English		Break	Class Assembly	Maths	Reading Skills		History/Geography	Computing		
Thursday	Daily 5 Maths fluency	SPaG (Spelling)	English		Break	KS2 assembly	Maths	Reading Skills		PE	RE		
Friday	Daily 5 Maths fluency	SPaG (Spelling)	English		Break	KS2 Celebration assembly	Maths	Reading Skills		PSHE 1:30-2:00	Music 2:00-2:30	MFL 2:30-3:00	

Routines in Year Four

- Doors open at 8.45am, which is when learning commences.
- Morning Fluency is vital for embedding key arithmetic skills each morning and the children will also discuss the 'word of the day'.
- Where possible, please ensure that your child does not miss this opportunity. Doors close at 8.55am when the register is taken.
- If you need to speak with your child's Teacher about something that can't wait until parents evening, please make an appointment with them through the main office.
- Things for the office (e.g. payments) can be brought into school on any day but must be in a named envelope and immediately handed to the class teacher or adult or taken to the secure post box outside the main office.
- If your child is absent, please ring the office as soon as possible to let us know. Otherwise you will be contacted.
- Explanatory notes should be brought in by your child and passed to the class teacher/adult who will ensure this is taken to the school office.
- If your child is ill in school and is not able to remain in class, a member of staff will be in contact. Please ensure emergency numbers and contact details are up to date.

Site Layout



Routines in

- At the end of the day, the children in Ash and Rowan will be sat in their seats ready for home time. The children will be called when they can see/an adult can see their parent or carer. Parents / carers must wait outside on the playground/outdoor area.
- When the member of staff in Ash and Rowan has seen a child's adult waiting on the playground then they will be called and allowed to leave.

What to bring













- Reading record and reading book every day
- PE Kit
- Water bottle
- Appropriate clothing for the weather
- Swimming kit (Tuesday – Rowan and Wednesday – Ash)

Please do not let your child bring in toys, **fidgets** or personal belongings unless we specifically ask!

Behaviour Expectations


- We expect the highest standards of behaviour from the children at all times, irrespective of who they are with.
- We focus on the positives within the classroom, rather than the negatives, e.g. “Walk, thank you.”
- We follow the whole-school policy.
- We teach children the correct behaviour for learning, e.g. being responsible, resilient, resourceful, reflective and how to reason.
- These learning behaviours / muscles are displayed in our classroom.
- The children are given dots (stickers) when they display the learning muscles that are essential to lifelong learning.
- Please ask your children why they have received the dot to encourage a positive dialogue around learning.

Our Learning Dots

<p>What are you Thinking?</p> 	<p>Reflecting</p> <ul style="list-style-type: none"> Looks back/evaluates Sees different perspectives Grows from experience Stays calm 	
	<p>Imagination</p> <ul style="list-style-type: none"> Makes predictions using prior knowledge Sees possibilities and opportunities 	
	<p>Reasoning</p> <ul style="list-style-type: none"> Explains Considers evidence Takes time Selects best method 	
<p>What are you Doing?</p> 	<p>Experimenting</p> <ul style="list-style-type: none"> Tries different things out to make something work 	
	<p>Investigating</p> <ul style="list-style-type: none"> Wants to find out a solution or answer Persists in their attempts 	
	<p>Working together</p> <ul style="list-style-type: none"> Works collaboratively Shares knowledge and understanding Supports others 	
<p>What are you Being?</p> 	<p>Curious</p> <ul style="list-style-type: none"> Shows initiative Asks questions Takes risks 	
	<p>Courageous</p> <ul style="list-style-type: none"> Has a go even though may not be right Prepared to FAIL (first attempt in learning) Self-belief 	
	<p>Resilient</p> <ul style="list-style-type: none"> Persists – keeps going Stays positive Practice makes perfect 	

Presentation

- There is a focus on presentation across the school, particularly on layout and expectations of what the children produce.
- We are working hard to ensure that the quality of work done in school is reflected in the children's home learning as well, so please support us with this.
- Children will need to write in pen during Key Stage Two, and we will insist on the highest standards so children take pride in their own work and learning.
- We encourage the use of a green biro for self-editing and a blue biro for responses to adult feedback.



PE/Games

- Children need their full PE kits in school for the whole-week. Children should be prepared to go outside whatever the weather for Games, so please ensure they have a tracksuit/jumper etc. to put on over their normal PE shorts and T-shirt. Trainers are definitely required for this lesson!
- Children cannot wear normal PE kits outside in the winter.

Swimming

- Rowan go swimming on a Tuesday morning
- Ash go swimming on a Wednesday morning
- Please ensure they have their swimming kit (inc. a swimming hat!) on these days
- Please ensure (where possible) that jewellery is removed or covered using tape on these days as it is not permitted in the pool

English

- English is taught following the Pie Corbett approach.
- All topics are based on a key text.
 - This is presented in the form of a text map. The children imitate the text by recalling it with actions. The children will then innovate through adapting it orally before writing their own version. It is important that the children can say their sentences before they write them.
- Reading books will be changed once a week. Each child should have two reading books, unless they have a longer text that needs more time spent on understanding the text.
- Library books will be changed once a fortnight.

English

Reading

- We expect all pupils to read daily for up to 10 minutes outside of school, to an adult for younger children, or independently as the children develop into fluent readers. We would expect parents/carers to record daily reading in the child's reading record, which should be brought to school each day.
- There will be daily reading skills sessions where the children will refine their reading skills (we follow the VIPERS approach).
- A member of staff will listen to the children read individually once every three weeks now that they are in Year Four. This often ends up being fortnightly.
- Staff will initial and add a brief comment in their reading record books.

English

How you can support at home

- Read daily with your children and ask them questions about their books
- Practise spellings (key words can be found on the newsletter each week).
- Encourage best presentation and handwriting at home, just as it is expected of them at school.
- Encourage writing in different styles, for example by keeping a diary or writing postcards
- Complete activities such as ReadTheory and SPAG.com

Maths

- Autumn term: Place Value, Addition and Subtraction, Length and Perimeter and Multiplication and Division.
- Spring term: Multiplication and Division, Area, Fractions, Decimals
- Summer term: Decimals, Money, Time, Statistics, Geometry

How you can support at home

- Practise times tables and encourage the use of Numbots or TT Rockstars. We have a national times tables check in Y4 and we want the pupils to do their best in this!
- Talk through situations involving money at the counter or their pocket money
- Consider the weight of different items in the household or during baking for example!
- Always discuss the of certain events and use key vocabulary such as half p and quarter to

Home Learning

- Daily reading
- Spelling practise linked to the class spelling rule
- Times Tables Rockstars
- Teams challenges – multiple choice quiz and an open-ended learning task. (These can be completed in learning logs too).
- SPAG.com (from Autumn 2)


Theme/Topic

- Autumn - Hola Mexico!
- Spring - Traders and Raiders
- Summer – A Passport to Europe



Trips

- Autumn 1: Ancient Maya Workshop (in school)
- Spring 2: Sleeping Under the Stars
- Summer 1: Neasden Temple



Any questions?

