



Green Ridge Primary Academy New to Year Three Information Session



Who's who in Year Three?

Alder Class

- Mr Brinn
- Mrs Humphreys (formerly Mrs Hawes)

Cedar Class

- Miss Riley
- Miss Ashwell

Teaching Arrangements

- Alder will be taught predominantly by Mr Brinn.
- Cedar will be taught predominantly by Miss Riley.
- On a Wednesday morning, Mr Foster will be teaching RE and Mr Meachen will be teaching PE.
- Miss Gardiner will be teaching Alder Class on a Thursday afternoon.
- Miss Riley will be teaching Music and German on Friday afternoons.
- Mr Brinn will teach the weeks' other PE lesson on Friday afternoons.
- These arrangements are subject to change based on other considerations and the needs of the school.

Academy Uniform

Which uniform should my child wear in September?

Either Winter or Summer uniform is acceptable until October half term. Winter uniform is worn from October half-term until Easter and summer uniform is worn from Easter until half-term in the autumn term.

Winter Uniform

White shirt & School Tie
(or option to wear white blouse)
Grey trousers
Green V-neck jumper with logo
Grey, White or Black socks
Green academy fleece
(optional – not to replace jumper)
Book bag

White Blouse
(or option to wear white shirt with school tie)
Grey skirt or tunic/pinafore
Green cardigan or jumper with logo
Grey or white socks or grey tights
Outdoor coat
Black sensible shoes (no raised heels, boots or trainers)

Academy Uniform



Summer Uniform

Grey trousers or Grey shorts
White shirt & School Tie
(or option to wear white blouse)
Green V-neck jumper with logo
Green academy fleece
(optional - not to replace jumper)
Grey, White or Black socks
Black sensible shoes (no raised heels,
boots or trainers)

Green check dress (gingham)
White Blouse
(or option to wear white shirt with school tie)
Green cardigan or jumper with logo
Grey skirt
Legionnaire/baseball hat
Book bag



Academy Uniform



PE Kit
House coloured T-shirt
Black shorts (cycling shorts or shadow-type)
Trainers (not plimsols)

Academy Uniform

Please can you make sure your child's long hair is always tied back with hairbands which blend in with the colours of the academy uniform (green, grey, black or white). Children are kindly requested not to wear coloured bows or flowered hairbands.


We ask that any children who wear head coverings (e.g. a hijab) ensure this is plain black in colour.

Stud earrings and a watch is the only acceptable form of jewellery.

Please ensure that your child is not wearing: nail varnish, fake nails or make-up.

Non-uniform – but important

- In hot, sunny weather the children will need sun cream and a sun hat – please make sure you have applied sun cream to your child in the morning before they come to school during these times
- Remember to name everything!



Routines in Year Three

- Doors open at 8.45am, which is when learning commences. Early Morning Work is vital for embedding key skills each morning. Where possible, please ensure that your child does not miss this opportunity. Doors close at 8.55am when the register is taken.
- If your child arrives at school after this time, please ensure that they sign in at the school office. They will not be allowed to enter via the external classroom door.
- Things for the office (e.g. payments) can be brought into school on any day but must be in a named envelope and immediately handed to the class teacher or adult or taken to the secure post box outside the main office.
- If your child is absent, please ring the office as soon as possible to let us know. Otherwise you will be contacted.
- Explanatory notes should be brought in by your child on their first day back at school and passed to the class teacher/adult who will ensure this is taken to the school office.
- If your child is ill in school and is not able to remain in class, a member of staff will be in contact. Please ensure emergency numbers and contact details are up to date.

Routines in Year Three

- At the end of the day the children will be dismissed from the classroom door at 15:20. Parents/carers must wait outside the classroom. Please be patient with us as we learn names and faces.
- When the member of staff in Y3 has seen a child's adult waiting on the playground then they will be allowed to leave.
- If your child is not picked up by 15:25, they will taken to the office for collection there.
- Please be patient if you wish to speak to a member of staff at the end of the day as we must make sure all children leave the classroom safely. Alternatively, contact the office to make an appointment at another time.
- Come and see us if there is a problem or question – we are always happy to talk things through.

What to bring

- Book bag (Reading record and reading book every day)
- PE Kit
- Water bottle
- Appropriate clothing for weather
- Pencil case

Please do not let your child bring in toys or personal belongings unless we specifically ask!

Pencil Cases




In Year Three, children require a named pencil case containing:

Pencil case	<ul style="list-style-type: none">• Soft material• Small enough to fit flat into an A4 draw in the classroom• <u>Without</u> excessive patterns/features to avoid it becoming a distraction
Pencil/s	<ul style="list-style-type: none">• HB pencil
Pen/s	<ul style="list-style-type: none">• Fountain/cartridge pens (with <u>black</u> ink cartridges only) <u>or</u> a <u>black</u> handwriting pen (e.g. a berol pen)• No biros• No roller-ball pens• No gel pens
Colouring pencils	<ul style="list-style-type: none">• Basic coloured set
Ruler	<ul style="list-style-type: none">• 30cm ruler that folds away into 15cm length
Rubber	<ul style="list-style-type: none">• No more than two rubbers
Sharpener	<ul style="list-style-type: none">• 'Canister' type sharpener which collects pencil shavings in a pot
Green and Blue biro	<ul style="list-style-type: none">• Any standard green and blue type biro (e.g. Bic or Staedtler) for children's self-editing and corrections

Behaviour Expectations

- We expect the highest standards of behaviour from the children at all times, irrespective of who they are with.
- We will have a whole-class reward system where we work collectively for a whole-class reward that has a learning focus e.g. an hour of an art project, or learning a new sport.
- We focus on the positives within the classroom, rather than the negatives, e.g. "Walk, thank you."
- We follow the whole-school policy.
- We teach children the correct behaviour for learning, e.g. being responsible, resilient, resourceful, reflective and how to reason.
- These learning behaviours / muscles are displayed in our classroom.
- The children are given dots (stickers) when they display the learning muscles that are essential to lifelong learning.
- Please ask your children why they have received the dot to encourage a positive dialogue around learning.

Our Learning Superheroes

Reflective Rudy <ul style="list-style-type: none"> Looks back/evaluates Sees different perspectives Grows from experience Stays calm 	
Imaginative Isaac <ul style="list-style-type: none"> Makes predictions using prior knowledge Sees possibilities and opportunities 	
Reasoning Rose <ul style="list-style-type: none"> Explains Considers evidence Takes time Selects best method 	
Experimental Edmond <ul style="list-style-type: none"> Tries different things out to make something work 	
Investigative Iqbal <ul style="list-style-type: none"> Wants to find out a solution or answer Persists in their attempts 	
Working together Warren & Wendy <ul style="list-style-type: none"> Works collaboratively Shares knowledge and understanding Supports others 	
Curious Curtis <ul style="list-style-type: none"> Shows initiative Asks questions Takes risks 	
Courageous Christina <ul style="list-style-type: none"> Has a go even though may not be right Prepared to FAIL (first attempt in learning) Self-belief 	
Resilient Rita <ul style="list-style-type: none"> Persists – keeps going Stays positive Practice makes perfect 	

Year Three Timetable

- 8:45 – 8:55: Early morning learning (Maths fluency)
- 8:55: Register, visual timetable and lunch options chosen
- 9:00 – 9:25: Reading skills
- 9:25 – 10:25: English
- 10:25 – 10:45: Break
- 10:45 – 11:00: Assembly
- 11:00 – 12:00: Maths
- 12:00 – 12:15: Spag/Phonics
- 12:15 – 1:15: Lunch
- 1:15 – 3:10: Theme / PE / Science/ German / Computing/ PSHE/ Art and Design
- 3:10 – 3:20: Story/Getting ready to go home

Presentation

- There is a focus on presentation across the school, particularly on layout and expectations of what the children produce.
- We are working hard to ensure that the quality of work done in school is reflected in the children's home learning as well, so please support us with this.
- Children will need to write in handwriting pen during Key Stage Two, and we will insist on the highest standards so children take pride in their own work and learning. Pencil will still be used for maths and drawing.

PE/Games

- The focus this half term is on **Indoor Athletics** and **Football**.
- Children need their full PE kits in school for the whole-week. Children should be prepared to go outside whatever the weather for Games, so please ensure they have a tracksuit/jumper etc. to put on over their normal PE shorts and T-shirt. This is particularly important in Winter as it is particularly cold on the playground/field. Trainers are definitely required for this lesson!

English

- Autumn term: quest tales (focus: setting), poetry, explanation.
- Spring term: traditional tales (focus: characters), poetry, report/information.
- Summer term: finding tales (focus: suspense) instructions, poetry
- All topics are based on a key text.
- English is taught following the Pie Corbett approach (Talk for Writing)
- We will regularly listen to your child read on a one-to-one basis
- ...
- Library sessions will be every other week. Both classes will have their library sessions on a Wednesday afternoon (**Parent library sessions remain on the original day and time for each class**).

English

Reading

- We expect all pupils from Reception to Year 6 to read daily for up to 20 minutes, to an adult for younger children, or independently as the children develop into fluent readers. We would expect parents/carers or the child themselves (in Key Stage 2) to record daily reading in the child's reading record, which should be brought to school each day, as directed by the Class Teacher.
- There are daily Reading Skills sessions where the children will begin to learn reading skills such as deduction and sequencing.
- We would recommend the adult holds the following sorts of discussions post reading:
 - Can you summarise the story so far?
 - Why do you think that the author chose that word?
 - What effect does this sentence have on the reader?
 - Does this remind you of any other books you have read?
- Staff will initial children's reading record when they have read with them.



English

Spelling

- As children gain more independence and basic high frequency words/tricky words and they move into Year Three and beyond, Class Teachers will teach children spelling rules appropriate to their age group. There will be a section in the weekly newsletter saying what has been covered that week and some suggested ways to practice/apply at home.

How you can support at home

- Read daily with your children and ask them questions about their books
- Practise spellings when they begin to bring them home and apply them in sentences
- Promote strength in hand grip through activities such as manipulating playdough or cutting which will support pencil grip
- Encourage writing in different styles for example by keeping a diary or writing postcards

Year Three English Writing Example

King Ben and the Alien Army.

This is the true story of a stubborn king who lived nearly 5000 years ago. King Ben was a towering man ~~was~~ that had blonde, wavy hair. He wore a shaggy, black cloak and shirt of many colours. His people were called the Crystal Empire and he was their king. King ~~was~~ Ben was the King of France and he was a very powerful.

Like a terrifying pack of zombies, the annoying aliens from Mars came across the galaxy in their spaceship. When they arrived, the petrified Crystal Empire tried to make friends however the angry Alien Army stole their crystals and took away some of their good. King Ben and the Crystal Empire were devastated heartbroken.

King Ben adored his land and his people so, he tried to stop the brutal aliens however they whipped Ben and



Maths

- Autumn term: Place value, addition and subtraction, statistics, multiplication and division.
- Spring term: Multiplication and division, money, length and perimeter, fractions.
- Summer term: Fractions, time, shape, mass and capacity.

In Maths we follow a depth of learning approach which ensures that children securely understand specific concepts and they can apply this to abstract contexts and problem solving situations

- Concrete, Pictorial and Abstract approach

How you can support at home

- Practise times tables
- Practise time and use clocks
- Using money
- Mental addition and subtraction

Theme/Topic

- ▶ History – Tribal tales (Stone Age), I am Warrior (Romans), The Great British Road Trip
- ▶ Geography – Human and physical geography, geographical skills and fieldwork, comparison between London and Rome
- ▶ Computing – e-safety, basic computing skills and coding
- ▶ Religious Education – Christianity, Islam, Religious celebrations, Religious symbols and Religious leaders.
- ▶ Art and Design, Design and Technology –Interactive exhibition, Understand seasonality, and know where and how a variety of ingredients are grown, reared, caught and processed, artist study: David Hockney
- ▶ Science – light, rocks and soils, forces and magnets, plants, animals – nutrition, skeletons and muscles.

Home Learning

- Daily reading
- Spelling practice linked to the class spelling rule
- Times Tables Rockstars
- Teams challenges – multiple choice quiz and an open-ended learning task. (These can be completed in learning logs and then uploaded to Teams)

Trips and Visitors

Autumn:

- Chiltern Open Air Museum (Friday 8th October)

Spring:


- 11B411: Hiking Heroes
- Rabbi Workshop (In school visitor)

Summer:

- 11B411: Messing around on the river



Parents/Carers as Partners



- **Important to communicate** – About anything we may need to know .
- **Home Learning** – An opportunity for you to see how your child is learning and support them (but not do it for them!)
- **Regular events** – For example, stay and learn sessions
- PTA



Getting in touch

If you need to contact us or get in touch, please consider the following:

- Any e-mails you send must be sent to admin@greenridgeacademy.co.uk and will be passed on to the relevant member of staff. Please limit how much this is used, as we cannot guarantee when it will be picked up. If it is an emergency, please telephone the school office.
- If you would like a private discussion please consider how/where this is done. There will be an opportunity for you to see us on the playground at the end of each day if you pick up your child, or else please contact the office who can make an appointment to see us either before or after school at a mutually convenient time.

Thanks for Listening

