



Green Ridge Primary Academy New to Year One Information Session

Who's who in Year One?

Elm Class

- Mr Kaye
- Mrs Mackie
- Miss Riley

Beech Class

- Miss Chalmers
- Mr Needs

Teaching Arrangements

- Elm will be taught predominantly by Mr Kaye.
 - Mrs Mackie will be teaching on Tuesday mornings and Wednesdays.
 - Mr English and Mr Meachen will be teaching during our PPA time on a Tuesday afternoon.
 - The other P.E. lesson will be led by both Mr Meachen and Mr Kaye on a Friday morning.
 - These arrangements are subject to change based on other considerations and the needs of the school.
- Beech will be taught predominantly by Miss Chalmers.
 - Mr English and Mr Meachen will be teaching during our PPA time on a Tuesday afternoon.
 - The other P.E. lesson will be led by both Mr Meachen and Miss Chalmers on a Friday morning.
 - These arrangements are subject to change based on other considerations and the needs of the school.

Academy Uniform

Which uniform should my child wear in September?

Either Winter or Summer uniform is acceptable until October half term. Winter uniform is worn from October half-term until Easter and summer uniform is worn from Easter until half-term in the autumn term.

Winter Uniform

White shirt & School Tie
(or option to wear white blouse)
Grey trousers
Green V-neck jumper with logo
Grey, White or Black socks
Green academy fleece
(optional - not to replace jumper)
Book bag

White Blouse
(or option to wear white shirt with school tie)
Grey skirt or tunic/pinafore
Green cardigan or jumper with logo
Grey or white socks or grey tights
Outdoor coat
Black sensible shoes (no raised heels, boots or trainers)

Academy Uniform

Summer Uniform

Grey trousers or Grey shorts
White shirt & School Tie
(or option to wear white blouse)
Green V-neck jumper with logo
Green academy fleece
(optional - not to replace jumper)
Grey, White or Black socks
Black sensible shoes (no raised heels,
boots or trainers)

Green check dress (gingham)
White Blouse
*(or option to wear white shirt with school
tie)*
Green cardigan or jumper with logo
Grey skirt
Legionnaire/baseball hat
Book bag

Academy Uniform

PE Kit

House coloured T-shirt

Black shorts (cycling shorts or shadow-type)

Trainers (not plimsols)

Academy Uniform



Please can you make sure your child's long hair is always tied back with hairbands which blend in with the colours of the academy uniform (green, grey, black or white). Children are kindly requested not to wear coloured bows or flowered hairbands.

We ask that any children who wear head coverings (e.g. a hijab) ensure this is plain black in colour.

Stud earrings and a watch is the only acceptable form of jewellery.

Please ensure that your child is not wearing: nail varnish, fake nails or make-up.

Non-uniform – but important

- In hot, sunny weather the children will need sun cream and a sun hat – please make sure you have applied sun cream to your child in the morning before they come to school during these times
- Remember to name everything!



Routines in Year One

- Doors open at 8.40am, which is when learning commences. Early Morning Work is vital for embedding key skills each morning. Where possible, please ensure that your child does not miss this opportunity. Doors close at 8.50am when the register is taken.
- We expect that you leave the children at the fire doors in the mornings and let them walk in by themselves, to encourage independence.
- If your child arrives at school after this time, please ensure that they sign in at the school office. They will not be allowed to enter via the external classroom door or fire doors.
- Things for the office (e.g. payments) can be brought into school on any day but must be in a named envelope and immediately handed to the class teacher or adult or taken to the secure post box outside the main office.
- If your child is absent, please ring the office as soon as possible to let us know. Otherwise you will be contacted.
- If your child is ill in school and is not able to remain in class, a member of staff will be in contact. Please ensure emergency numbers and contact details are up to date.

Routines in Year One

- At the end of the day the children will be lined up in the corridor to be dismissed at 15:15pm. Parents / carers must wait outside the collection point (Year 1 fire doors). Please be patient with us as we learn names and faces.
- When the member of staff in Y1 has seen a child's adult waiting in the line then they will be allowed to leave.
- If your child is not picked up by 15:25pm, they will taken to the office for collection there.
- Please be patient if you wish to speak to a member of staff at the end of the day as we must make sure all children leave the classroom safely. Alternatively, contact the office to make an appointment at another time.
- Come and see us if there is a problem or question – we are always happy to talk things through.

What to bring













- Book bag (Reading record and reading book every day)
- PE Kit
- Water bottle
- Appropriate clothing for weather










Please do not let your child bring in toys or personal belongings unless we specifically ask!

Behaviour Expectations

- We expect the highest standards of behaviour from the children at all times, irrespective of who they are with.
- We will have a whole-class reward system where we work collectively for a whole-class reward that has a learning focus e.g. an hour of an art project, or learning a new sport.
- We focus on the positives within the classroom, rather than the negatives, e.g. "Walk, thank you."
- We follow the whole-school behaviour policy.
- We teach children the correct behaviour for learning, e.g. being responsible, resilient, resourceful, reflective and how to reason.
- These learning behaviours / muscles are displayed in our classroom.
- The children are given dots (stickers) when they display the learning muscles that are essential to lifelong learning.
- Please ask your children why they have received the dot to encourage a positive dialogue around learning.

Our Learning Dots and Superheroes

<p>What are you Thinking?</p> 	<p>Reflecting</p> <ul style="list-style-type: none"> Looks back/evaluates Sees different perspectives Grows from experience Stays calm 	
	<p>Imagination</p> <ul style="list-style-type: none"> Makes predictions using prior knowledge Sees possibilities and opportunities 	
	<p>Reasoning</p> <ul style="list-style-type: none"> Explains Considers evidence Takes time Selects best method 	
<p>What are you Doing?</p> 	<p>Experimenting</p> <ul style="list-style-type: none"> Tries different things out to make something work 	
	<p>Investigating</p> <ul style="list-style-type: none"> Wants to find out a solution or answer Persists in their attempts 	
	<p>Working together</p> <ul style="list-style-type: none"> Works collaboratively Shares knowledge and understanding Supports others 	
<p>What are you Being?</p> 	<p>Curious</p> <ul style="list-style-type: none"> Shows initiative Asks questions Takes risks 	
	<p>Courageous</p> <ul style="list-style-type: none"> Has a go even though may not be right Prepared to FAIL (first attempt in learning) Self-belief 	
	<p>Resilient</p> <ul style="list-style-type: none"> Persists – keeps going Stays positive Practice makes perfect 	

<p>Reflective Rudy</p> <ul style="list-style-type: none"> Looks back/evaluates Sees different perspectives Grows from experience Stays calm 	
<p>Imaginative Isaac</p> <ul style="list-style-type: none"> Makes predictions using prior knowledge Sees possibilities and opportunities 	
<p>Reasoning Rose</p> <ul style="list-style-type: none"> Explains Considers evidence Takes time Selects best method 	
<p>Experimental Edmond</p> <ul style="list-style-type: none"> Tries different things out to make something work 	
<p>Investigative Iqbal</p> <ul style="list-style-type: none"> Wants to find out a solution or answer Persists in their attempts 	
<p>Working together Warren & Wendy</p> <ul style="list-style-type: none"> Works collaboratively Shares knowledge and understanding Supports others 	
<p>Curious Curtis</p> <ul style="list-style-type: none"> Shows initiative Asks questions Takes risks 	
<p>Courageous Christina</p> <ul style="list-style-type: none"> Has a go even though may not be right Prepared to FAIL (first attempt in learning) Self-belief 	
<p>Resilient Rita</p> <ul style="list-style-type: none"> Persists – keeps going Stays positive Practice makes perfect 	

Year One Example Timetable

- 8:45 – 8:55: Early morning learning (Maths fluency)
- 8:55: Register, visual timetable and lunch options chosen
- 9:00 – 9:25: Phonics
- 9:25 – 10:25: English
- 10:25 – 10:45: Assembly
- 10:45 – 11:00: Break
- 11:00 – 12:00: Maths
- 12:00 – 1:00: Lunch
- 1:00 – 1:20: Reading Skills
- 1:20 – 3:00: Foundation Subjects
- 3:00 – 3:15: Story/Getting ready to go home

Presentation

- There is a focus on presentation across the school, particularly on layout and expectations of what the children produce.
- We are working hard to ensure that the quality of work done in school is reflected in the children's home learning as well, so please support us with this.
- Children in KS1 use pencil in both Maths and English.


PE/Games

- The focus this half term is on **Ball Skills and Games**.
- Children need their full PE kits in school for the whole-week. Children should be prepared to go outside whatever the weather for Games, so please ensure they have a tracksuit/jumper etc. to put on over their normal PE shorts and T-shirt. This is particularly important in Winter as it is particularly cold on the playground/field. Trainers are definitely required for this lesson!

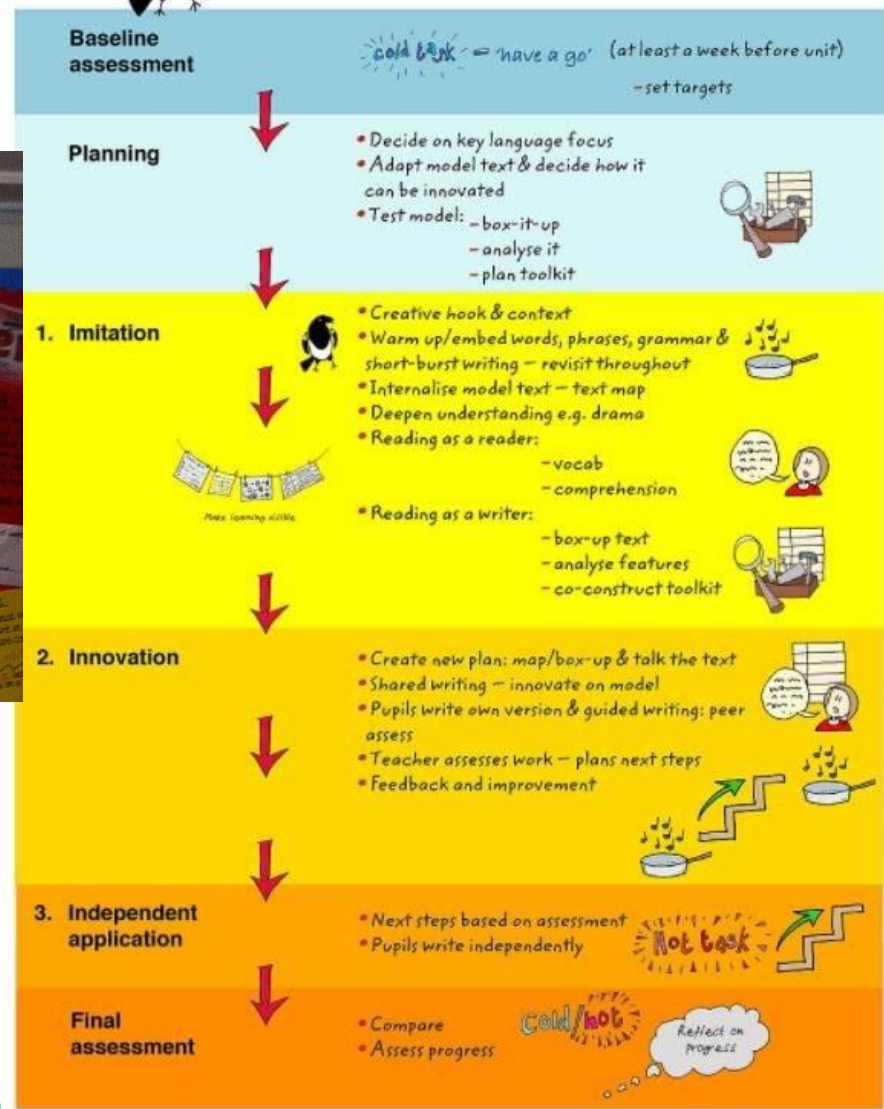



The Talk for Writing process

www.talk4writing.com



Talk4Writing



© Pie Corbett & Julia Strong – Talk4Writing.com

English

- **Autumn term:** Labels, lists and captions and stories with predictable phrasing.
- **Spring term:** Traditional tales and instruction writing.
- **Summer term:** Warning tales and recount writing.

- All topics are based on a key text.
- English is taught following the Pie Corbett approach – Talk4Writing.
- We will regularly listen to your child read individually during our Library sessions – at least once a week in the Autumn Term.
- Reading books will be handed in to be changed on a Wednesday and will go back out on a Friday. This may change to twice a week.
- Children will be able to read books in the library and will be able to take them home this year – please ensure books are returned once finished with.

English

Reading

- We expect all pupils from Reception to Year 6 to read daily for up to 20 minutes, to an adult, to younger children, or independently as the children develop into fluent readers. We would expect parents/carers to record daily reading in the child's reading record, which should be brought to school each day, as directed by the Class Teacher.
- There will be weekly Reading Skills sessions where the children will begin to learn reading skills such as deduction and sequencing.
- We would recommend the adult holds the following sorts of discussions post reading:
 - Can you summarise the story so far?
 - Why do you think that the author chose that word?
 - What effect does this sentence have on the reader?
 - Does this remind you of any other books you have read?
- Staff will initial children's reading record books once a week.

English

Spelling

- Class Teachers will teach children spelling rules appropriate to their age group. There will be a section in the weekly newsletter saying what has been covered that week and some suggested ways to practice/apply at home

How you can support at home

- Read daily with your children and ask them questions about their books
- Practise spellings when they begin to bring them home and apply them in sentences
- Promote strength in hand grip through activities such as manipulating playdough or cutting which will support pencil grip
- Encourage writing in different styles for example by keeping a diary or writing postcards

Maths


- **Autumn term:** Number and Place Value within 10, Addition and Subtraction and Geometry: shape.
- **Spring term:** Addition and Subtraction, Number and Place Value within 50, Measurement: Length/Height, Weight/Volume.
- **Summer term:** Number: Multiplication and Division, Fractions, Geometry: Position and Direction, Number and Place Value within 100, Measurement: Money and Time.

In Maths we follow a depth of learning approach which ensures that children securely understand specific concepts and they can apply this to abstract contexts and problem solving situations

- Concrete, Pictorial and Abstract approach

How you can support at home

- Practise counting in 2's, 5's and 10's.
- Practise number bonds to 10 and 100.
- Practice time and use clocks
- Using money
- Mental additional and subtraction



Theme/Topic

- ▶ Autumn- Toys and Transport
- ▶ Spring- Jaws, Paws and Claws
- ▶ Summer- I do like to be beside the Seaside

- ▶ Please see the curriculum booklet for further information about what we are covering.

Home Learning

- Daily reading
- Number bonds
- Use of Numbots – you will receive a log in, stuck in your reading records by half term.
- Times Tables Rockstars when they complete Cracking Number bonds in school – same login as Numbots.

Trips

Trips are subject to change.

Currently, here are the trips we are planning:

- **Autumn:** St Alban's Cathedral.
- **Spring:** 11B411: Horse Riding.
- **Summer:** Seaside trip!

Parents/Carers as Partners



- **Important to communicate** – About anything we may need to know .
- **Home Learning** – An opportunity for you to see how your child is learning and support them (but not do it for them!)
- **Regular events** - throughout the year parents are invited into school (subject to change due to COVID-19 restrictions) – parents workshops, ‘Stay and Make’, ‘Stay and Share’, open evenings such as ‘Global Diversity Week’ and events such as the Christmas Play and Sports Day.
- **Sharing expertise** – come into the class and support with a topic area you have skills in!
- **PTA**

Getting in touch

If you need to contact the Year One team or get in touch with the school, please consider the following:

- Any e-mails you send must be sent to admin@greenridgeacademy.co.uk and will be passed on to myself. Please limit how much this is used, as we cannot guarantee when it will be picked up. If it is an emergency, please telephone the school office.
- If you would like a private discussion please consider how/where this is done. There will be an opportunity for you to see the Year One Teachers at the end of each day if you pick up your child, or else please contact the office who can make an appointment to see me either before or after school at a mutually convenient time.
- The school office is now open, however please continue to email if possible.