

Green Ridge Primary Academy Reception Parent Induction Session Starting School September 2021

The Early Years Team

Reception Team

- Mrs Nikki Mackie – Assistant Headteacher, Early Years
- Willow Class- Miss Lucy Ladyman
- Birch Class- Mr Ryan Collard

What's in your pack?

1. Class Name and House group letter
2. Admissions Form
3. Pupil Premium/Free School Meal registration form
4. EYFS Parent Handbook
5. Consent Form Booklet
6. Collecting your child permission form
7. 'Early Learning Goals – Expected Standards
8. Year R Curriculum Overview 2020/2021
9. Busy Living Parent Handbook
10. Herts Catering Limited Menu
11. School Milk Letter
12. Term Dates
13. The Road to School Poster
14. Green Ridge Travel Leaflet
15. Parent Evaluation Form
16. Bucks Schoolwear Plus Flyer

Academy Uniform

Which uniform should my child wear in September?

Either Winter or Summer uniform is acceptable until October half term. Winter uniform is worn from October half-term until Easter and summer uniform is worn from Easter until half-term in the autumn term.

Winter Uniform

White shirt & School Tie
(or option to wear white blouse)

Grey trousers

Green V-neck jumper with logo

Grey, White or Black socks

Green academy fleece

(optional – not to replace jumper)

Book bag

White Blouse

(or option to wear white shirt with school tie)

Grey skirt or tunic/pinafore

Green cardigan or jumper with logo

Grey or white socks or grey tights

Outdoor coat

Black sensible shoes (no raised heels, boots or trainers)

Academy Uniform

Summer Uniform

Grey trousers or Grey shorts
White shirt & School Tie
(or option to wear white blouse)

Green V-neck jumper with logo

Green academy fleece
(optional – not to replace jumper)

Grey, White or Black socks
Black sensible shoes (no raised heels,
boots or trainers)

Green check dress (gingham)

White Blouse
(or option to wear white shirt with school tie)

Green cardigan or jumper with logo

Grey skirt

Legionnaire/baseball hat
Book bag

Academy Uniform

PE Kit

Children will need their PE kit in school at the start of the term.

House coloured T-shirt

Black shorts (cycling shorts or shadow-type)

Trainers (not plimsols)

Academy Uniform

Hair

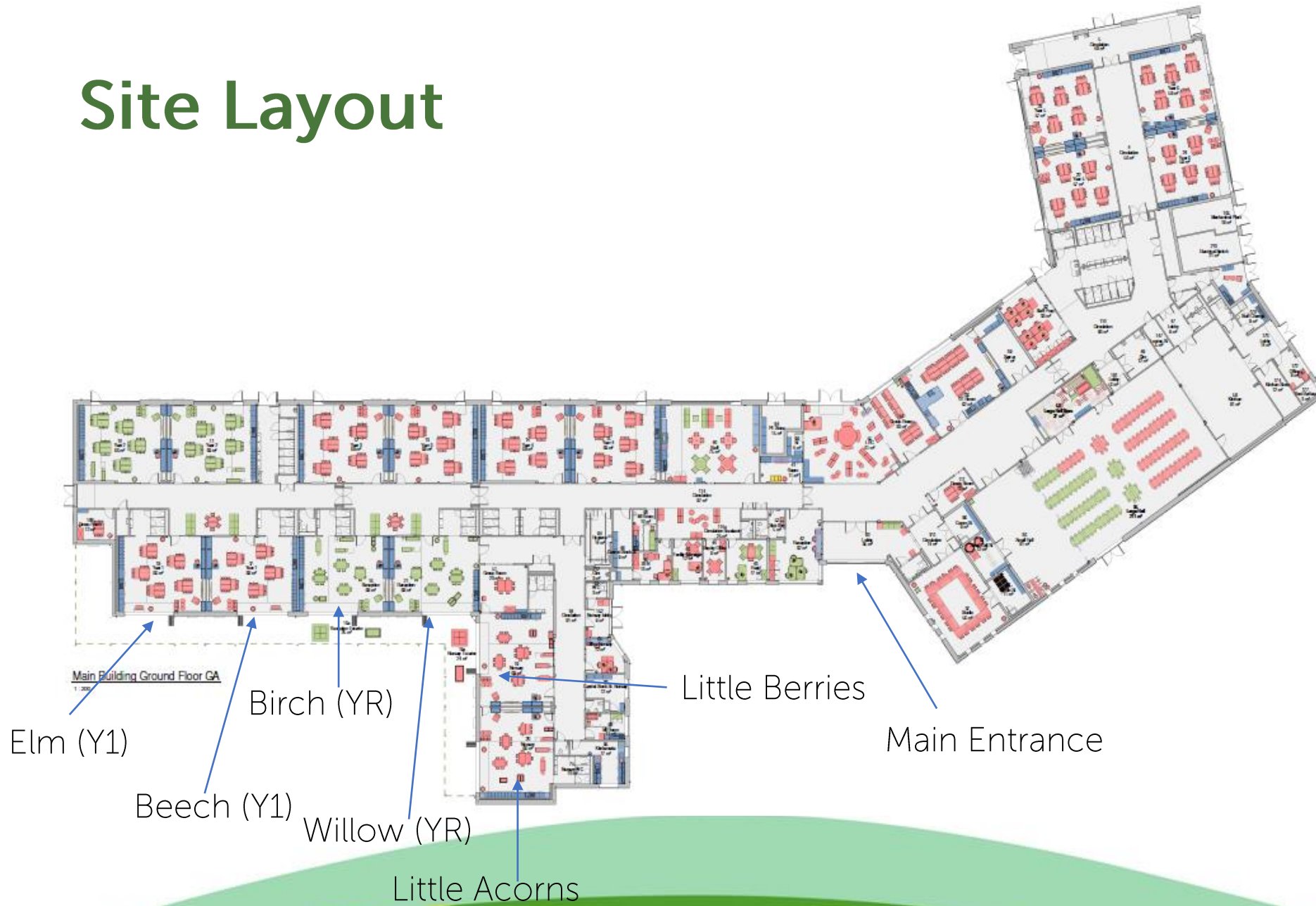
Please can you make sure your child's long hair is always tied back with hairbands which blend in with the colours of the academy uniform (green, grey, black or white). Girls are kindly requested not to wear coloured bows or flowered hairbands.

We ask that any children who wear head coverings (e.g. a hijab) ensure this is plain black in colour.

Non-uniform – but important

- A pair of wellies, clearly named (to be left in school ideally)
- A waterproof with a hood – even in summer – the children play outside whatever the weather and they need to have appropriate outdoor clothing
- A warm coat, mittens, hat and scarf for when it is cold
- Sun cream – make sure you have applied sun cream to your child in the morning before they come to school in hot, sunny weather
- **Remember to name everything!**

Site Layout



How will transition happen this year? Stay and Play Sessions.

Our aim is to ensure children are as settled and ready for school as possible.

- For children new to Green Ridge we will be holding two stay and play sessions:
- Tuesday 15th June 9.15am-10.15am **Willow Class** (surnames between A-M)
- Tuesday 15th June 10.30am-11.30am **Willow Class** (surnames between N-Z)
- Tuesday 15th June 12.45pm-1.45pm **Birch Class** (surnames between A-M)
- Tuesday 15th June 2.00pm-3.00pm **Birch Class** (surnames between N-Z)
- Thursday 24th June 9.15am-10.15am **Birch Class** (surnames between A-M)
- Thursday 24th June 10.30am-11.30am **Birch Class** (surnames between N-Z)
- Thursday 24th June 12.45pm-1.45pm **Willow Class** (surnames between A-M)
- Thursday 24th June 2.00pm-3.00pm **Willow Class** (surnames between N-Z)
- For children in Little Acorns we will arrange a few visits and story times in YR while the children are in nursery.

How will transition happen this year?

Stay and Play Sessions.

- For all children there will be a final transition morning on Thursday 15th July 9.30am-11.30am. Please drop your child at the gate for this session. If your child is in Little Acorns a member of staff will take them to the correct class.
- Home visits will be offered to families new to Green Ridge- you will be able to sign up for these later in the term.
- Above all else please try not to worry about the time your child may have missed from nursery or how they will settle in. Getting the children settled will be our absolute priority and we will be here to support you and your child through any worries.

Other transition support.

- Tapestry- please ensure you have signed the consent form for this and returned to school.
- Tapestry- we will send an activation email, please activate your account and download the app to your phone. *(if your child is currently in nursery at Green Ridge their account will just carry on into YR)*
 - We will be using Tapestry as one of our transition tools this year.
 - We will use it to upload videos of the school, environment, staff and other things so please try to encourage your child to watch the videos so they can get to know us.
 - We would love to see some videos of the children at home uploaded so we can also get to know them.
 - The videos can be of anything; them talking, counting, looking at books, playing with family- they will all help us to get to know the children.
 - We will not be replying individually to anything uploaded so if there are specific questions please email the school on admin@greenridgeacademy.co.uk

Over the Summer Holidays- The Road to School

- Let your child be involved (if possible) in buying the academy uniform. Practise dressing and undressing into and out of the uniform and PE Kits so they are comfortable doing this independently. (Do the same with shoes and wellie boots)
- If they still need help with toileting, please practise increasing their independence in this area.
- Share plenty of stories, foster a love of reading.
- Count - steps, spoonfuls of food, cars - anything that can be counted!
- Ensure your child is comfortable recognising their name.
- Work with your child so that they are comfortable holding a pencil correctly, e.g. focusing on mark making
- Develop their fine motor skills further: use of tweezers, scissors, playdough, cutting paper etc.
- Talk to your child about lunch times. If they are packed lunch, discuss what they would like and if they are having hot meals, have a look at the menus together.
- We focus highly on communication and language. It would be great if you could encourage your child to speak in full sentences and answer in full sentences.

The first few weeks – settling in

Week 1 (w/c 30th August)

- Monday – (Academy closed)
- Tuesday – (Academy closed)
- Wednesday – (INSET day- academy closed)
- Thursday 2nd September - half children complete a morning (Group 1), half complete an afternoon (Group 2)
- Friday 3rd September – half children complete a morning (Group 2), half complete an afternoon (Group 1)
- Monday 6th September – all children stay for the morning and have lunch, then go home.
- Tuesday 7th September- Children will be in full-time from now on

	Group 1 Children with surnames starting with A-M	Group 2 Children with surnames starting with N-Z
Thursday, 2 nd September	8.50am-12.00pm	1.00-3.15pm
Friday, 3 rd September	1.00-3.15pm	8.50am-12.00pm
Monday, 6 th September	8.50am-1.15pm (includes staying for lunch and playtime)	
Tuesday, 7 th September	8.50am-3.15pm – ALL DAY (includes staying for lunch and playtime)	

What to expect...

- We quickly work towards the children becoming independent and settling them in will be our biggest priority in the first few weeks.
- We use Tapestry a huge amount to share the children's learning as well as messages. It is vital you get Tapestry set up and access it when observations are uploaded- if you need any help in getting this set up then please talk to us.
- We encourage them to be independent when choosing their lunch – please talk to your child about the menu.
- Expect phonic sound cards and support videos to be sent home.
- Your child will probably be very tired the first few weeks (especially after the last few months).
- Reading books will be sent home as each child is ready, and following the Phonics/Reading workshop taking place at the start of term. More information will be given here about what the expectations for reading are and how the book-band system works at Green Ridge.

The Early Years Curriculum

We will be following the Early Years Foundation Stage curriculum. There a big emphasis on ensuring that the foundations for further learning are developed.

Prime areas are:

- Personal, Social and Emotional Development
- Communication and Language; and
- Physical Development.

Specific areas are:

- Literacy
- Mathematics
- Understanding the World; and
- Expressive Arts and Design.

Child Initiated Learning – where children are encouraged to learn through exploration and play. The timetable reflects this with a mix of adult directed and child initiated learning.

Learning will happen outdoors as well as in. Please ensure you child is prepared for any weather – hot or cold!



The Early Years Curriculum

From September 2021 there is a new Early Years Curriculum. We are currently revising our themes and medium term plans in light of this. The new plans will be shared on our website once they are complete.

Characteristics of Effective Learning

Playing and exploring

- Finding out and exploring
- Playing with what they know
- Being willing to 'have a go.'

Active learning

- Being involved and concentrating
- Keeping trying
- Enjoying achieving what they set out to do

Creating and thinking critically

- Having their own ideas
- Making links
- Choosing ways to do things

A day in the life of a Reception child

If this is not a familiar conversation it soon will be!

Parent: *"What did you do at school today?"*

Child: *"Just played."*

When I am building in the block room,
Please don't say I'm "Just Playing."
For, you see, I'm learning as I play,
About balance and shapes.
Who knows, I may be an architect
someday.

When I am getting all dressed up,
Setting the table, caring for the babies,
Don't get the idea I'm "Just Playing."
For, you see, I'm learning as I play.
I'm expressing myself and being
creative.
I may be an artist or an inventor
someday.

When you see me sitting in a chair
"Reading" to an imaginary audience,
Please don't laugh and think I'm "Just
Playing."
For, you see, I'm learning as I play.
I may be a teacher someday.

When you see me combing the bushes
for bugs,
Or packing my pockets with choice
things I find,
Don't pass it off as "Just Play."
For, you see, I'm learning as I play.
I may be a scientist someday.

When you see me engrossed in a puzzle
or some "plaything" at my school,
Please don't feel that time is wasted in
"Play."

For, you see, I'm learning as I play.
I'm learning to solve problems and
concentrate.
I may be in business some day.

When you see me cooking or tasting
foods,
Please don't think that because I enjoy
it, it is "Just Play."
For, you see, I'm learning as I play.
I'm learning to follow directions and
see differences.
I may be a cook someday.

When you see me learning to skip, hop,
run, and move my body,
Please don't say I'm "Just Playing."
For, you see, I'm learning as I play.
I'm learning how my body works.
I may be a doctor, nurse, or athlete
someday.


When you ask me what I've done at
school today,
And I say, I "Just played."
Please don't misunderstand me.
For, you see, I'm learning as I play.
I'm learning to enjoy and be successful
at my work,

I'm preparing for tomorrow.
Today, I am a child and my work is play.

Anita Wadley



What does a day look like in Reception?



Morning

- Busy fingers/Morning Activity
- Welcome and good morning
- Carpet time – Literacy (including Talk4Writing)/Topic based
- Child Initiated Learning (CIL) (snack available – milk/water fruit and vegetables)
- Phonics (teaching of Reading and Writing)

Afternoon

- Carpet time – Maths
- Child Initiated Learning (CIL) (snack available – milk/water fruit and vegetables)
- Helicopter Stories/Story-time

Children will take part in adult-directed activities as part of their daily focused teaching, and adults will do this during CIL, so that it follows your child's interests.

We will aim to listen to your child read individually each week (by the Class Teacher or TA). Please ensure your child attends school punctually at the start of the day, and is collected promptly. This can be an anxious time for children!



Reading

- Develops a love of reading
 - Part of a bedtime routine
 - Encourage stories at all times of the day
 - Model reading enjoyment yourselves
 - Role models of all genders and ages would be great
 - Join a library and make time to borrow books
-
- Phonics Parents Workshop:
Autumn Term- date TBC

Take a look at:
<http://www.ruthmiskin.com/en/resources/sound-pronunciation-guide/>


Where should my child be by the end of Reception?

once a poho time
there was a boy
with his Mum
he took his cow
to the market
he saw a old man
who said the
magic being
mumy shared there
a wal

M proudly tells
the practitioner,
'I've written my
own story, it's
like the one in
the book.'

LOST HONEY BEAR

He is fluffy and
goldish yellow. He looks old
and a bit dirty with a
sow on nose.



Lost Honey bear
He is fluffy and
goldish yellow.
He looks old and a
bit dirty with a
sow on nose

made a poster
about her lost teddy
bear. She looked at
posters within the environment
and went back to change
her title to capital letters.

child initiated

Mud, mud glorious mud

"So let your child be a child. Dirt is good. If your child isn't coming in dirty every day, they're not doing their job. They're not building their immunological army. So it's terribly important."



What does my child need to bring?

- Book bag (Reading record and reading book)
- Water bottle
- Appropriate clothing for weather- (including a coat everyday)
- Wellie boots to be kept at school (if possible)
- PE kit with coloured t-shirt (linked to house name)

Please do not let your child bring in toys or personal belongings unless we specifically ask!

Please ensure EVERYTHING is named!

Parents/Carers as Partners

- **Important to communicate** – About anything we may need to know.
- **Reading** – Daily with your child.
- **Learning Journal** – Tapestry.
- **Home Learning** – Reading scheme books and Phonic flashcards will come home.
- **Regular events** – throughout the year parents are invited into school – parent workshops, 'Stay and Play', open evenings and events such as the Christmas Play and Sports Day.
- **Volunteers**
- **PTA**

'Good parenting and high quality early learning together provide the foundation children need to make the most of their abilities and talents as they grow up.' EYFS Statutory Framework

Questions?